



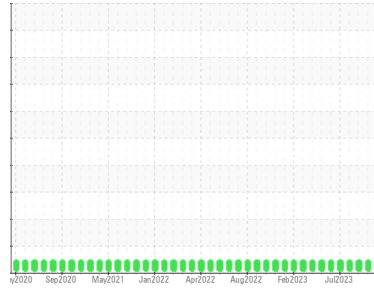
OIL ANALYSIS REPORT

Sample Rating Trend

NORMAL



Machine Id
Byron Center New Oil Byron Center New Oil
 Component
New (Unused) Oil
 Fluid
CHEVRON HDAX 6500 LFG GAS ENGINE OIL (--- GAL)



DIAGNOSIS

Recommendation

This is a baseline read-out on the submitted sample.

SAMPLE INFORMATION		method	limit/base	current	history1	history2
Sample Number	Client Info			WC0615053	WC0615048	WC05910393
Sample Date	Client Info			23 Aug 2023	12 Aug 2023	29 Jul 2023
Machine Age	hrs	Client Info		1	0	0
Oil Age	hrs	Client Info		1	0	0
Oil Changed	Client Info			N/A	N/A	N/A
Sample Status				NORMAL	NORMAL	NORMAL

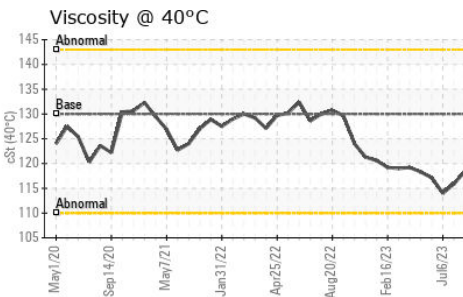
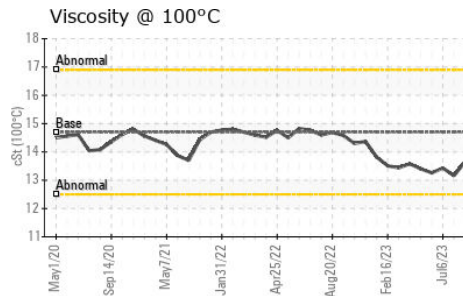
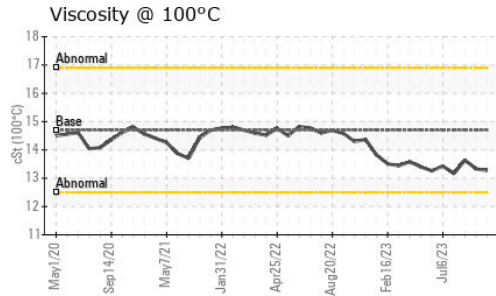
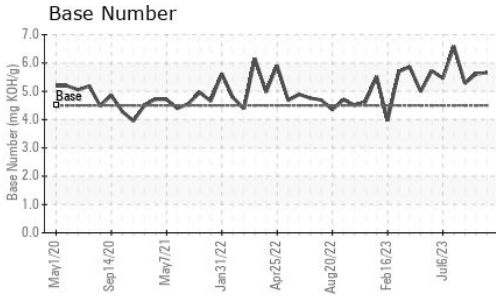
WEAR METALS		method	limit/base	current	history1	history2
Iron	ppm	ASTM D5185m	>5	<1	<1	<1
Chromium	ppm	ASTM D5185m	>5	0	0	0
Nickel	ppm	ASTM D5185m	>5	0	<1	0
Titanium	ppm	ASTM D5185m		0	0	0
Silver	ppm	ASTM D5185m	>5	0	0	0
Aluminum	ppm	ASTM D5185m	>5	<1	2	<1
Lead	ppm	ASTM D5185m	>5	0	0	0
Copper	ppm	ASTM D5185m	>5	<1	0	0
Tin	ppm	ASTM D5185m	>5	0	0	0
Vanadium	ppm	ASTM D5185m		0	0	0
Cadmium	ppm	ASTM D5185m		0	0	0

ADDITIVES		method	limit/base	current	history1	history2
Boron	ppm	ASTM D5185m		0	0	0
Barium	ppm	ASTM D5185m		0	1	0
Molybdenum	ppm	ASTM D5185m		<1	<1	2
Manganese	ppm	ASTM D5185m		<1	<1	0
Magnesium	ppm	ASTM D5185m		7	5	6
Calcium	ppm	ASTM D5185m		1577	1567	1687
Phosphorus	ppm	ASTM D5185m		233	235	240
Zinc	ppm	ASTM D5185m		284	288	292
Sulfur	ppm	ASTM D5185m		1667	1629	1752

CONTAMINANTS		method	limit/base	current	history1	history2
Silicon	ppm	ASTM D5185m	>15	6	6	6
Sodium	ppm	ASTM D5185m		0	0	0
Potassium	ppm	ASTM D5185m	>20	1	1	2


FLUID DEGRADATION		method	limit/base	current	history1	history2
Acid Number (AN)	mg KOH/g	ASTM D8045	1.2	1.18	0.377	0.28
Base Number (BN)	mg KOH/g	ASTM D2896	4.5	5.66	5.61	5.28

VISUAL		method	limit/base	current	history1	history2
White Metal	scalar	*Visual	NONE	NONE	NONE	NONE
Yellow Metal	scalar	*Visual	NONE	NONE	NONE	NONE
Precipitate	scalar	*Visual	NONE	NONE	NONE	NONE
Silt	scalar	*Visual	NONE	NONE	NONE	NONE
Debris	scalar	*Visual	NONE	NONE	NONE	NONE
Sand/Dirt	scalar	*Visual	NONE	NONE	NONE	NONE
Appearance	scalar	*Visual	NORML	NORML	NORML	NORML
Odor	scalar	*Visual	NORML	NORML	NORML	NORML
Emulsified Water	scalar	*Visual		NEG	NEG	NEG
Free Water	scalar	*Visual		NEG	NEG	NEG

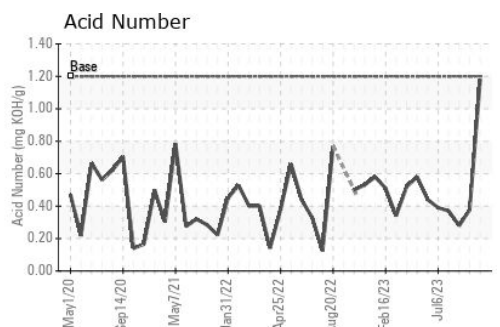
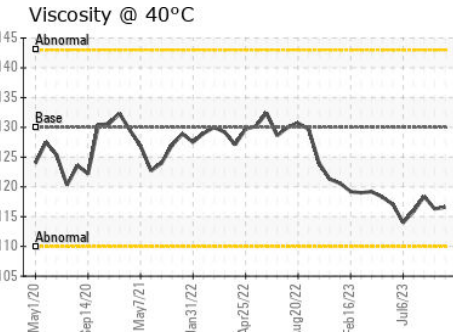
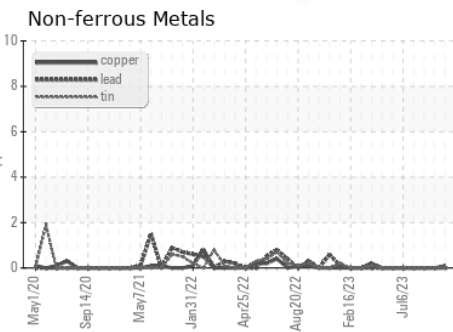
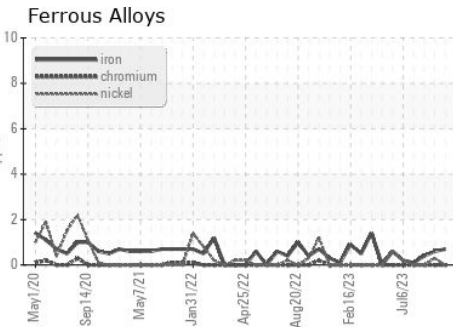


FLUID PROPERTIES		method	limit/base	current	history1	history2
Visc @ 40°C	cSt	ASTM D445	130	116.6	116.3	118.4
Visc @ 100°C	cSt	ASTM D445	14.7	13.27	13.33	13.64
Viscosity Index (VI)	Scale	ASTM D2270	114	109	110	112

SAMPLE IMAGES		method	limit/base	current	history1	history2
---------------	--	--------	------------	---------	----------	----------



GRAPHS



Certificate L2367

Laboratory : WearCheck USA - 501 Madison Ave., Cary, NC 27513
Sample No. : WC0615053
Lab Number : **05935093**
Unique Number : 10620364
Test Package : MOB 2 (Additional Tests: FT-IR, ICP-NewOil, KF, KV100, PrtCount, TBN, VI)

EDL NA Recips-Byron Center
 Byron Center Powerstation, 10310 South Kent Road
 Byron Center, MI
 US 49315
 Contact: Jake Ripke
 Jake.Ripke@edlenergy.com

To discuss this sample report, contact Customer Service at 1-800-237-1369.

* - Denotes test methods that are outside of the ISO 17025 scope of accreditation.

Statements of conformity to specifications are based on the simple acceptance decision rule (JCGM 106:2012)

T:
F: