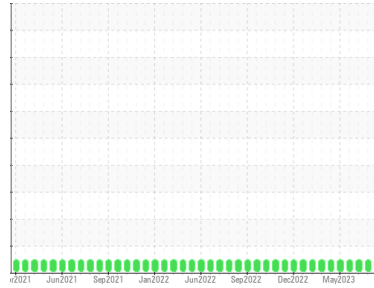




OIL ANALYSIS REPORT

Sample Rating Trend

NORMAL



Machine Id
Watervliet New Oil

Component
New (Unused) Oil

Fluid
CHEVRON HDAX 6500 LFG GAS ENGINE OIL (--- GAL)

DIAGNOSIS

Recommendation

This is a baseline read-out on the submitted sample. (Customer Sample Comment: New oil delivery)

SAMPLE INFORMATION		method	limit/base	current	history1	history2
Sample Number	Client Info			WC0629378	WC0574739	WC0785368
Sample Date	Client Info			23 Aug 2023	02 Aug 2023	28 Jun 2023
Machine Age	hrs	Client Info		0	0	0
Oil Age	hrs	Client Info		0	0	0
Oil Changed	Client Info			N/A	N/A	N/A
Sample Status				NORMAL	NORMAL	NORMAL

WEAR METALS		method	limit/base	current	history1	history2
Iron	ppm	ASTM D5185m	>5	<1	0	0
Chromium	ppm	ASTM D5185m	>5	0	0	0
Nickel	ppm	ASTM D5185m	>5	0	0	0
Titanium	ppm	ASTM D5185m		0	<1	<1
Silver	ppm	ASTM D5185m	>5	0	0	0
Aluminum	ppm	ASTM D5185m	>5	<1	<1	<1
Lead	ppm	ASTM D5185m	>5	0	0	0
Copper	ppm	ASTM D5185m	>5	<1	0	0
Tin	ppm	ASTM D5185m	>5	0	0	0
Vanadium	ppm	ASTM D5185m		0	<1	0
Cadmium	ppm	ASTM D5185m		0	0	0

ADDITIVES		method	limit/base	current	history1	history2
Boron	ppm	ASTM D5185m		0	0	5
Barium	ppm	ASTM D5185m		0	0	14
Molybdenum	ppm	ASTM D5185m		<1	2	2
Manganese	ppm	ASTM D5185m		<1	<1	0
Magnesium	ppm	ASTM D5185m		6	1	68
Calcium	ppm	ASTM D5185m		1592	1847	1318
Phosphorus	ppm	ASTM D5185m		237	267	222
Zinc	ppm	ASTM D5185m		288	302	293
Sulfur	ppm	ASTM D5185m		1678	1788	1526

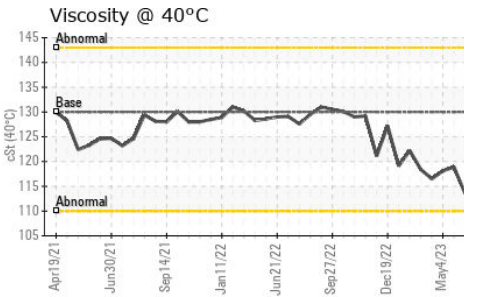
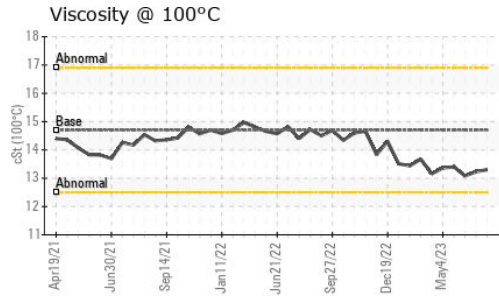
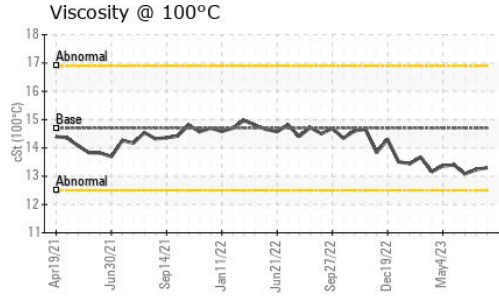
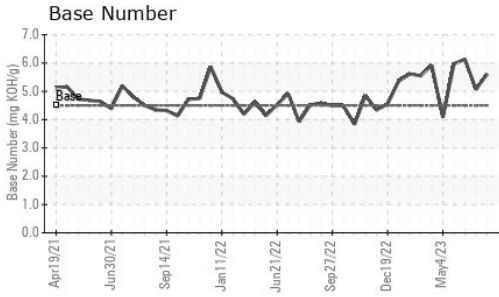
CONTAMINANTS		method	limit/base	current	history1	history2
Silicon	ppm	ASTM D5185m	>15	6	9	4
Sodium	ppm	ASTM D5185m		0	<1	0
Potassium	ppm	ASTM D5185m	>20	2	0	1

INFRA-RED		method	limit/base	current	history1	history2
Soot %	%	*ASTM D7844		---	---	0.1
Nitration	Abs/cm	*ASTM D7624		---	---	6.1
Sulfation	Abs/.1mm	*ASTM D7415		---	---	21.5

FLUID DEGRADATION		method	limit/base	current	history1	history2
Oxidation	Abs/.1mm	*ASTM D7414		---	---	14.8
Acid Number (AN)	mg KOH/g	ASTM D8045	1.2	0.622	0.096	0.45
Base Number (BN)	mg KOH/g	ASTM D2896	4.5	5.61	5.07	6.13




OIL ANALYSIS REPORT



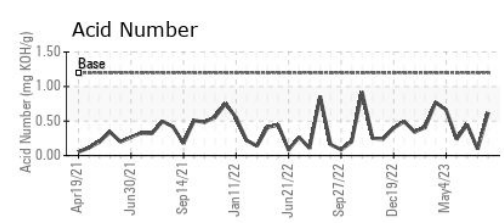
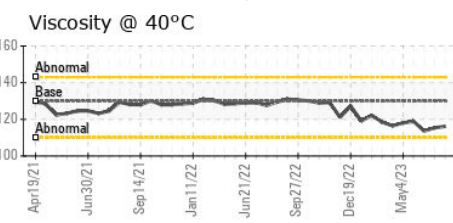
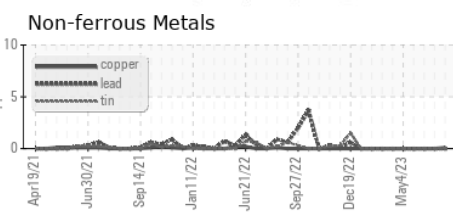
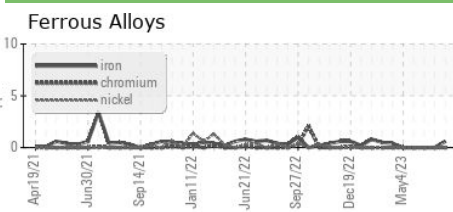
VISUAL	method	limit/base	current	history1	history2
White Metal	scalar	*Visual	NONE	NONE	NONE
Yellow Metal	scalar	*Visual	NONE	NONE	NONE
Precipitate	scalar	*Visual	NONE	NONE	NONE
Silt	scalar	*Visual	NONE	NONE	NONE
Debris	scalar	*Visual	NONE	NONE	NONE
Sand/Dirt	scalar	*Visual	NONE	NONE	NONE
Appearance	scalar	*Visual	NORML	NORML	NORML
Odor	scalar	*Visual	NORML	NORML	NORML
Emulsified Water	scalar	*Visual	NEG	NEG	NEG
Free Water	scalar	*Visual	NEG	NEG	NEG

FLUID PROPERTIES	method	limit/base	current	history1	history2
Visc @ 40°C	cSt	ASTM D445	130	116.2	115.4
Visc @ 100°C	cSt	ASTM D445	14.7	13.3	13.23
Viscosity Index (VI)	Scale	ASTM D2270	114	110	109

SAMPLE IMAGES	method	limit/base	current	history1	history2
---------------	--------	------------	---------	----------	----------



GRAPHS



Laboratory : WearCheck USA - 501 Madison Ave., Cary, NC 27513
Sample No. : WC0629378 **Received** : 25 Aug 2023
Lab Number : 05935095 **Diagnosed** : 29 Aug 2023
Unique Number : 10620366 **Diagnostician** : Jonathan Hester
Test Package : MOB 2 (Additional Tests: FT-IR, ICP-NewOil, KF, KV100, PrtCount, TBN, VI)

EDL NA Recips-Watervliet
 Watervliet Powerstation, 3563 Hennessey Road
 Watervliet, MI
 US 49098
 Contact: Scott Eastman
 scott.eastman@edlenergy.com

To discuss this sample report, contact Customer Service at 1-800-237-1369.
 * - Denotes test methods that are outside of the ISO 17025 scope of accreditation.
 Statements of conformity to specifications are based on the simple acceptance decision rule (JCGM 106:2012)