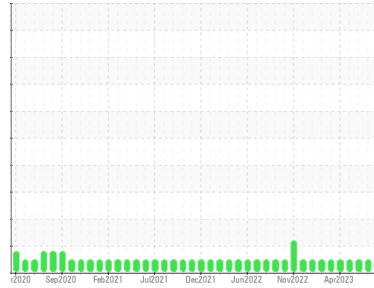




# OIL ANALYSIS REPORT

Sample Rating Trend

**NORMAL**



Area  
**FLAKER**  
 Machine Id  
**LINE 1 FLAKER STATIONARY HYDRAULIC UNIT (S/N FL105H30U)**  
 Component  
**Hydraulic System**  
 Fluid  
**AW HYDRAULIC OIL ISO 68 (--- GAL)**

## DIAGNOSIS

### Recommendation

Little or no information is provided as to the component and lubricant being tested. Recommendations are therefore generic in nature and may not apply to the current application. Please forward information as to equipment type, reservoir capacity, lubricant type and any pertinent information to allow for a more accurate assessment. Resample at the next service interval to monitor. NOTE: Please provide information regarding reservoir capacity, filter type and micron rating with next sample. Please specify the brand, type, and viscosity of the oil on your next sample.

### Wear

All component wear rates are normal.

### Contamination

The system cleanliness is acceptable for your target ISO 4406 cleanliness code. The system and fluid cleanliness is acceptable.

### Fluid Condition

The AN level is acceptable for this fluid. The condition of the oil is suitable for further service.

## SAMPLE INFORMATION

method	limit/base	current	history1	history2
Sample Number	Client Info	<b>WC0782997</b>	WC0783016	WC0782953
Sample Date	Client Info	<b>22 Aug 2023</b>	17 Jul 2023	26 Jun 2023
Machine Age	hrs	Client Info	0	0
Oil Age	hrs	Client Info	0	0
Oil Changed	Client Info	<b>N/A</b>	N/A	N/A
Sample Status		<b>NORMAL</b>	NORMAL	NORMAL

## WEAR METALS

method	limit/base	current	history1	history2	
Iron	ppm	ASTM D5185m >20	<b>2</b>	2	2
Chromium	ppm	ASTM D5185m >20	<b>0</b>	0	0
Nickel	ppm	ASTM D5185m >20	<b>0</b>	0	<1
Titanium	ppm	ASTM D5185m	<b>0</b>	<1	<1
Silver	ppm	ASTM D5185m	<b>0</b>	0	0
Aluminum	ppm	ASTM D5185m >20	<b>0</b>	0	1
Lead	ppm	ASTM D5185m >20	<b>0</b>	<1	0
Copper	ppm	ASTM D5185m >20	<b>11</b>	12	11
Tin	ppm	ASTM D5185m >20	<b>0</b>	0	0
Vanadium	ppm	ASTM D5185m	<b>&lt;1</b>	0	0
Cadmium	ppm	ASTM D5185m	<b>0</b>	0	0

## ADDITIVES

method	limit/base	current	history1	history2	
Boron	ppm	ASTM D5185m 5	<b>0</b>	0	0
Barium	ppm	ASTM D5185m 5	<b>0</b>	2	0
Molybdenum	ppm	ASTM D5185m 5	<b>0</b>	<1	<1
Manganese	ppm	ASTM D5185m	<b>0</b>	0	<1
Magnesium	ppm	ASTM D5185m 25	<b>0</b>	2	2
Calcium	ppm	ASTM D5185m 200	<b>24</b>	28	26
Phosphorus	ppm	ASTM D5185m 300	<b>284</b>	283	279
Zinc	ppm	ASTM D5185m 370	<b>244</b>	260	246
Sulfur	ppm	ASTM D5185m 2500	<b>730</b>	664	773

## CONTAMINANTS

method	limit/base	current	history1	history2	
Silicon	ppm	ASTM D5185m >15	<b>0</b>	0	0
Sodium	ppm	ASTM D5185m	<b>12</b>	6	10
Potassium	ppm	ASTM D5185m >20	<b>0</b>	1	<1

## FLUID CLEANLINESS

method	limit/base	current	history1	history2
Particles >4µm	ASTM D7647 >1300	<b>1024</b>	406	354
Particles >6µm	ASTM D7647 >320	<b>281</b>	74	99
Particles >14µm	ASTM D7647 >40	<b>29</b>	6	8
Particles >21µm	ASTM D7647 >10	<b>7</b>	1	2
Particles >38µm	ASTM D7647 >3	<b>0</b>	0	0
Particles >71µm	ASTM D7647 >3	<b>0</b>	0	0
Oil Cleanliness	ISO 4406 (c) >17/15/12	<b>17/15/12</b>	16/13/10	16/14/10

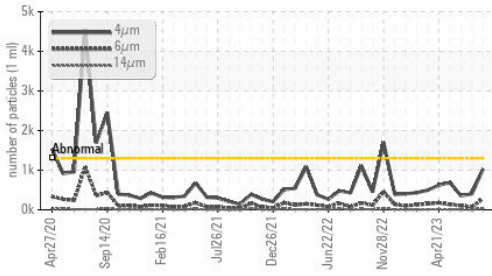
## FLUID DEGRADATION

method	limit/base	current	history1	history2	
Acid Number (AN)	mg KOH/g	ASTM D8045 0.57	<b>0.41</b>	0.41	0.43

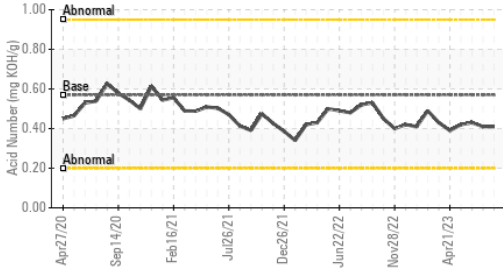


# OIL ANALYSIS REPORT

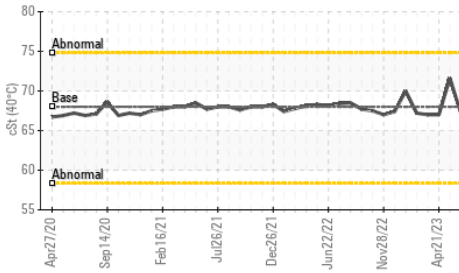
Particle Trend



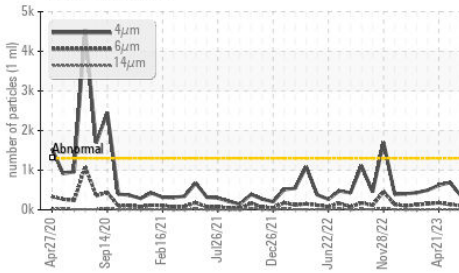
Acid Number



Viscosity @ 40°C



Particle Trend




VISUAL	method	limit/base	current	history1	history2
White Metal	scalar	*Visual	NONE	NONE	NONE
Yellow Metal	scalar	*Visual	NONE	NONE	NONE
Precipitate	scalar	*Visual	NONE	NONE	NONE
Silt	scalar	*Visual	NONE	NONE	NONE
Debris	scalar	*Visual	NONE	NONE	NONE
Sand/Dirt	scalar	*Visual	NONE	NONE	NONE
Appearance	scalar	*Visual	NORML	NORML	NORML
Odor	scalar	*Visual	NORML	NORML	NORML
Emulsified Water	scalar	*Visual	>0.05	NEG	0.2%
Free Water	scalar	*Visual		NEG	NEG

FLUID PROPERTIES	method	limit/base	current	history1	history2
Visc @ 40°C	cSt	ASTM D445 68	65.7	66.9	67.2

SAMPLE IMAGES	method	limit/base	current	history1	history2
---------------	--------	------------	---------	----------	----------

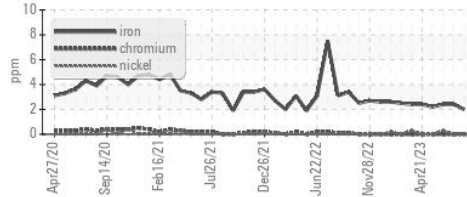
Color




Bottom

## GRAPHS

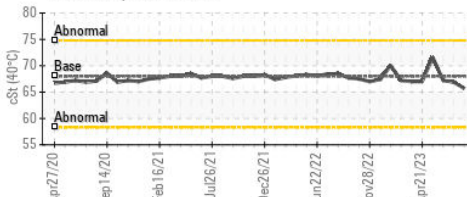
Ferrous Alloys



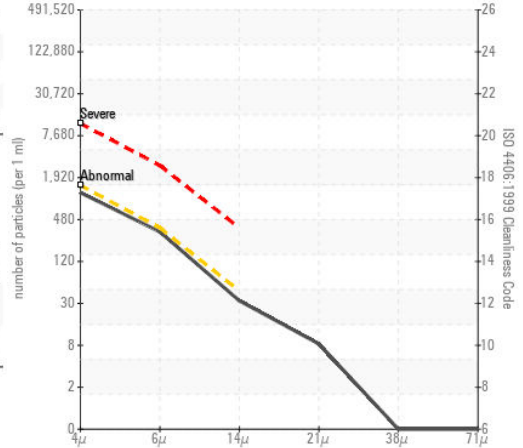
Non-ferrous Metals



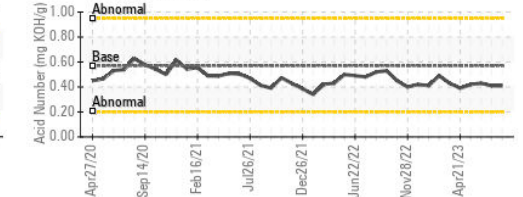
Viscosity @ 40°C



Particle Count



Acid Number



Certificate L2367

Laboratory : WearCheck USA - 501 Madison Ave., Cary, NC 27513  
 Sample No. : WC0782997  
 Lab Number : 05935341  
 Unique Number : 10620612  
 Test Package : IND 2

Received : 25 Aug 2023  
 Diagnosed : 28 Aug 2023  
 Diagnostician : Wes Davis

**J.M. Huber Corporation**  
 PO BOX 38  
 CRYSTAL HILL, VA  
 US 24539  
 Contact: Ted Hudson  
 ted.hudson@huber.com  
 T: (434)476-6628  
 F: (434)476-8133

To discuss this sample report, contact Customer Service at 1-800-237-1369.

\* - Denotes test methods that are outside of the ISO 17025 scope of accreditation.

Statements of conformity to specifications are based on the simple acceptance decision rule (JCGM 106:2012)