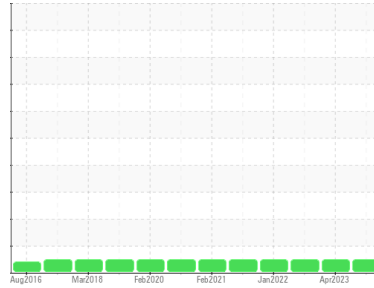




OIL ANALYSIS REPORT

Sample Rating Trend

NORMAL



Area
HAPL
Machine Id
HAPL BRUSH ROLL 1-2
Component
Gearbox
Fluid
GEAR OIL (PAG) ISO 220 (--- QTS)

DIAGNOSIS

Recommendation

Resample at the next service interval to monitor.

Wear

All component wear rates are normal.

Contamination

There is no indication of any contamination in the oil.

Fluid Condition

The AN level is acceptable for this fluid. The condition of the oil is suitable for further service.

SAMPLE INFORMATION		method	limit/base	current	history1	history2
Sample Number	Client Info			RP0038435	RP0034326	RP0028900
Sample Date	Client Info			24 Aug 2023	28 Apr 2023	02 Aug 2022
Machine Age	hrs	Client Info		0	0	0
Oil Age	hrs	Client Info		0	0	0
Oil Changed	Client Info			N/A	N/A	N/A
Sample Status				NORMAL	NORMAL	NORMAL

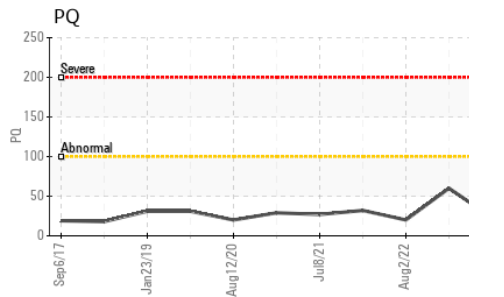
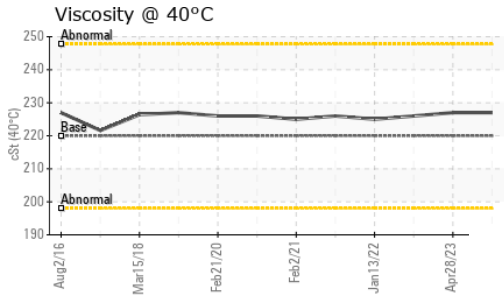
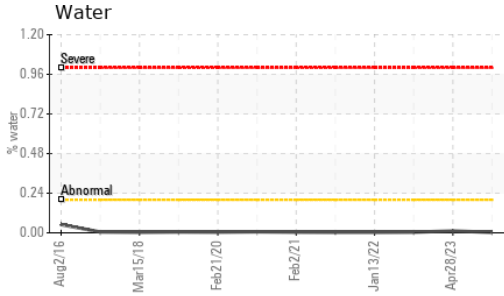
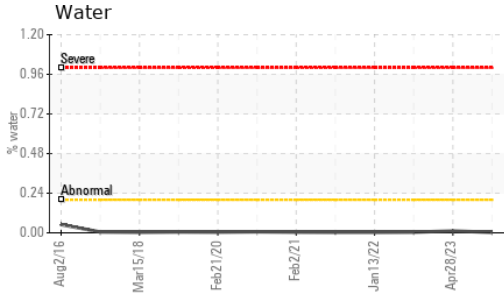
WEAR METALS		method	limit/base	current	history1	history2
PQ		ASTM D8184		23	60	20
Iron	ppm	ASTM D5185m	>200	31	29	33
Chromium	ppm	ASTM D5185m	>15	0	0	0
Nickel	ppm	ASTM D5185m	>15	<1	0	<1
Titanium	ppm	ASTM D5185m		0	0	0
Silver	ppm	ASTM D5185m		0	0	<1
Aluminum	ppm	ASTM D5185m	>25	<1	0	2
Lead	ppm	ASTM D5185m	>100	0	0	0
Copper	ppm	ASTM D5185m	>200	<1	0	<1
Tin	ppm	ASTM D5185m	>25	<1	0	1
Antimony	ppm	ASTM D5185m	>5	---	---	---
Vanadium	ppm	ASTM D5185m		0	0	0
Cadmium	ppm	ASTM D5185m		0	0	0

ADDITIVES		method	limit/base	current	history1	history2
Boron	ppm	ASTM D5185m	5	0	0	1
Barium	ppm	ASTM D5185m	5	1	0	0
Molybdenum	ppm	ASTM D5185m	5	0	0	0
Manganese	ppm	ASTM D5185m		<1	0	<1
Magnesium	ppm	ASTM D5185m	5	<1	0	<1
Calcium	ppm	ASTM D5185m	5	21	18	20
Phosphorus	ppm	ASTM D5185m	775	154	131	145
Zinc	ppm	ASTM D5185m	5	13	9	10

CONTAMINANTS		method	limit/base	current	history1	history2
Silicon	ppm	ASTM D5185m	>50	3	2	2
Sodium	ppm	ASTM D5185m		0	0	<1
Potassium	ppm	ASTM D5185m	>20	2	<1	<1
Water	%	ASTM D6304	>0.2	0.003	0.011	0.004
ppm Water	ppm	ASTM D6304	>2000	31.6	117.0	44.2

FLUID DEGRADATION		method	limit/base	current	history1	history2
Acid Number (AN)	mg KOH/g	ASTM D8045	2.00	0.22	0.28	0.25


OIL ANALYSIS REPORT



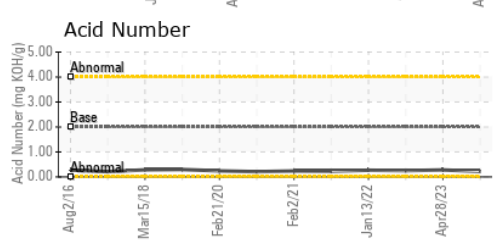
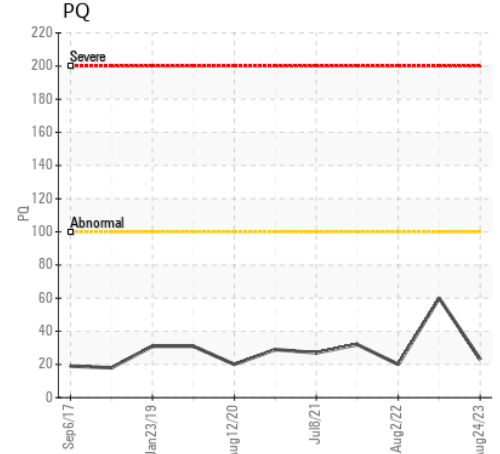
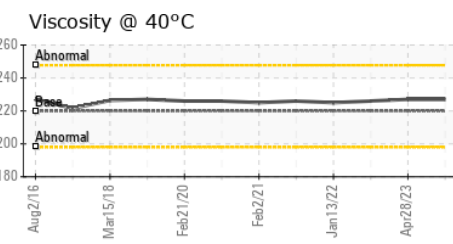
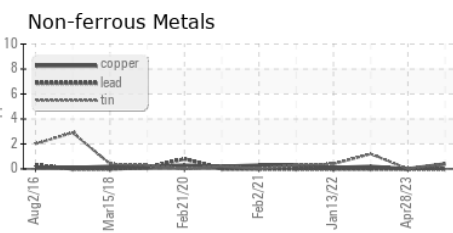
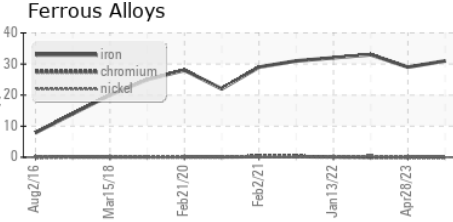
VISUAL	method	limit/base	current	history1	history2
White Metal	scalar	*Visual	NONE	NONE	LIGHT
Yellow Metal	scalar	*Visual	NONE	NONE	NONE
Precipitate	scalar	*Visual	NONE	NONE	NONE
Silt	scalar	*Visual	NONE	NONE	NONE
Debris	scalar	*Visual	NONE	NONE	NONE
Sand/Dirt	scalar	*Visual	NONE	NONE	NONE
Appearance	scalar	*Visual	NORML	NORML	NORML
Odor	scalar	*Visual	NORML	NORML	NORML
Emulsified Water	scalar	*Visual	>0.2	NEG	NEG
Free Water	scalar	*Visual		NEG	NEG

FLUID PROPERTIES	method	limit/base	current	history1	history2
Visc @ 40°C	cSt	ASTM D445	220	227	226

SAMPLE IMAGES	method	limit/base	current	history1	history2
---------------	--------	------------	---------	----------	----------



GRAPHS



Laboratory : WearCheck USA - 501 Madison Ave., Cary, NC 27513
Sample No. : RP0038435 **Received** : 25 Aug 2023
Lab Number : 05935566 **Diagnosed** : 28 Aug 2023
Unique Number : 10620837 **Diagnostician** : Don Baldrige
Test Package : IND 2 (Additional Tests: PQ)

OUTOKUMPU STAINLESS USA
 HWY 43 N
 CALVERT, AL
 US 36513
 Contact: MARIO JOHNSON
 Mario.johnson@outokumpu.com
 T: (251)321-4105
 F: x:

Certificate L2367
 To discuss this sample report, contact Customer Service at 1-800-237-1369.
 * - Denotes test methods that are outside of the ISO 17025 scope of accreditation.
 Statements of conformity to specifications are based on the simple acceptance decision rule (JCGM 106:2012)