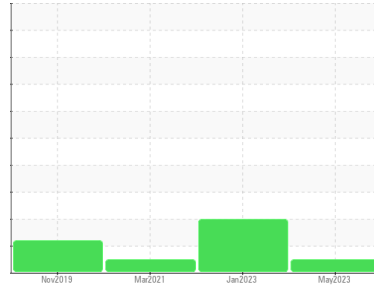




OIL ANALYSIS REPORT

Sample Rating Trend



NORMAL



Machine Id
PR 56 (S/N Z282CGC01005)

Component
Hydraulic System

Fluid
SHELL TELLUS S3 M 46 (--- GAL)

DIAGNOSIS

Recommendation

Resample at the next service interval to monitor.

Wear

All component wear rates are normal.

Contamination

There is no indication of any contamination in the component. The amount and size of particulates present in the system is acceptable.

Fluid Condition

The AN level is acceptable for this fluid. The condition of the oil is suitable for further service.

| SAMPLE INFORMATION | | method | limit/base | current | history1 | history2 |
|--------------------|-------------|-------------|------------|--------------------|-------------|-------------|
| Sample Number | Client Info | | | WC0636352 | WC0530881 | WC0467793 |
| Sample Date | Client Info | | | 12 May 2023 | 16 Jan 2023 | 08 Mar 2021 |
| Machine Age | hrs | Client Info | | 0 | 0 | 2455 |
| Oil Age | hrs | Client Info | | 0 | 0 | 404 |
| Oil Changed | Client Info | | | N/A | N/A | N/A |
| Sample Status | | | | NORMAL | ABNORMAL | NORMAL |

| WEAR METALS | | method | limit/base | current | history1 | history2 |
|-------------|-----|-------------|------------|--------------|----------|----------|
| Iron | ppm | ASTM D5185m | >20 | <1 | 0 | <1 |
| Chromium | ppm | ASTM D5185m | >20 | <1 | 0 | 0 |
| Nickel | ppm | ASTM D5185m | >20 | 0 | 0 | 0 |
| Titanium | ppm | ASTM D5185m | | <1 | 0 | 0 |
| Silver | ppm | ASTM D5185m | | 0 | 0 | <1 |
| Aluminum | ppm | ASTM D5185m | >20 | 0 | 0 | 0 |
| Lead | ppm | ASTM D5185m | >20 | <1 | 0 | <1 |
| Copper | ppm | ASTM D5185m | >20 | 2 | 2 | 2 |
| Tin | ppm | ASTM D5185m | >20 | 0 | 0 | 0 |
| Antimony | ppm | ASTM D5185m | | --- | --- | 0 |
| Vanadium | ppm | ASTM D5185m | | <1 | 0 | 0 |
| Cadmium | ppm | ASTM D5185m | | <1 | 0 | 0 |

| ADDITIVES | | method | limit/base | current | history1 | history2 |
|------------|-----|-------------|------------|--------------|----------|----------|
| Boron | ppm | ASTM D5185m | 0 | 0 | 0 | <1 |
| Barium | ppm | ASTM D5185m | 3 | 0 | 0 | 0 |
| Molybdenum | ppm | ASTM D5185m | 0 | <1 | 0 | <1 |
| Manganese | ppm | ASTM D5185m | | <1 | 0 | 0 |
| Magnesium | ppm | ASTM D5185m | 0 | 7 | <1 | 1 |
| Calcium | ppm | ASTM D5185m | 0 | 63 | 60 | 60 |
| Phosphorus | ppm | ASTM D5185m | 106 | 363 | 312 | 315 |
| Zinc | ppm | ASTM D5185m | 0 | 466 | 396 | 433 |
| Sulfur | ppm | ASTM D5185m | | 2263 | 1764 | 1521 |

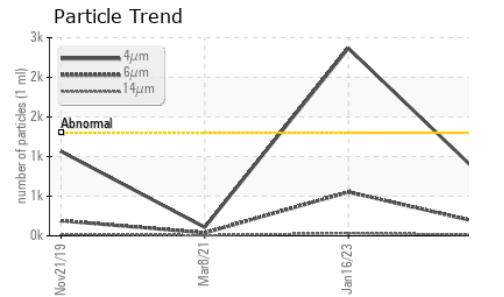
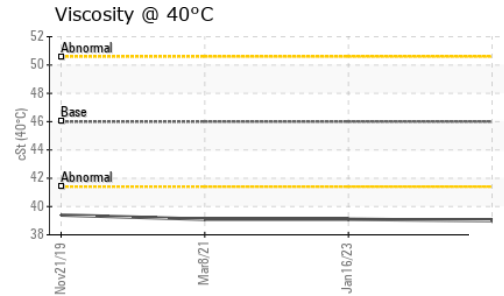
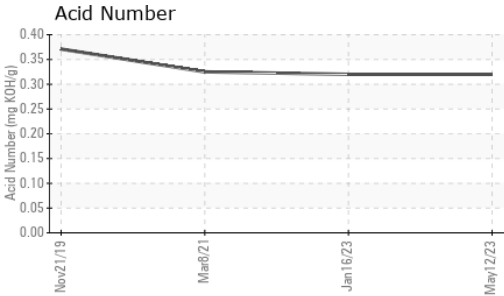
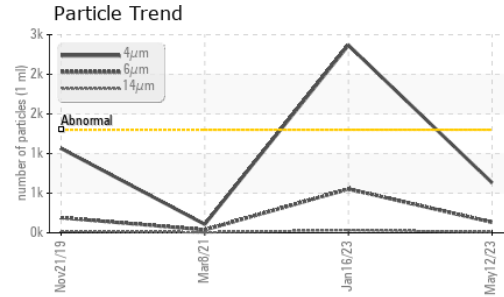
| CONTAMINANTS | | method | limit/base | current | history1 | history2 |
|--------------|-----|-------------|------------|----------|----------|----------|
| Silicon | ppm | ASTM D5185m | >15 | 1 | 1 | <1 |
| Sodium | ppm | ASTM D5185m | | 2 | 0 | 0 |
| Potassium | ppm | ASTM D5185m | >20 | 2 | 0 | <1 |

| FLUID CLEANLINESS | | method | limit/base | current | history1 | history2 |
|-------------------|--|--------------|------------|-----------------|------------|----------|
| Particles >4µm | | ASTM D7647 | >1300 | 631 | ▲ 2367 | 107 |
| Particles >6µm | | ASTM D7647 | >160 | 133 | ▲ 553 | 37 |
| Particles >14µm | | ASTM D7647 | >20 | 10 | ▲ 33 | 5 |
| Particles >21µm | | ASTM D7647 | >4 | 3 | ▲ 6 | 2 |
| Particles >38µm | | ASTM D7647 | >3 | 0 | 0 | 0 |
| Particles >71µm | | ASTM D7647 | >3 | 0 | 0 | 0 |
| Oil Cleanliness | | ISO 4406 (c) | >17/14/11 | 16/14/10 | ▲ 18/16/12 | 14/12/10 |

| FLUID DEGRADATION | | method | limit/base | current | history1 | history2 |
|-------------------|----------|------------|------------|-------------|----------|----------|
| Acid Number (AN) | mg KOH/g | ASTM D8045 | | 0.32 | 0.32 | 0.325 |




OIL ANALYSIS REPORT



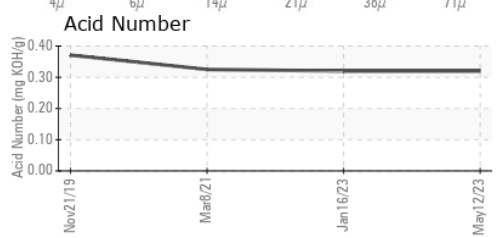
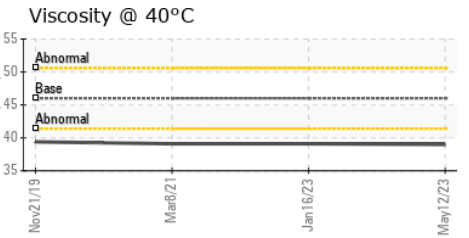
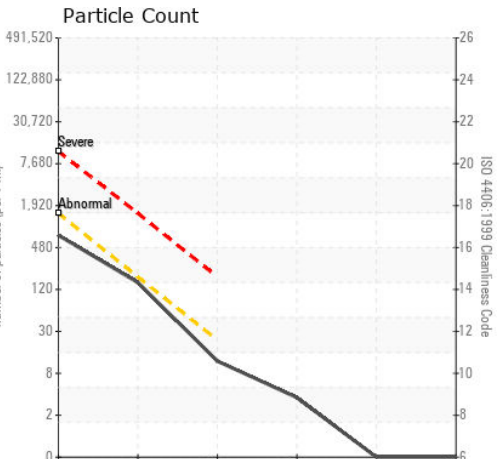
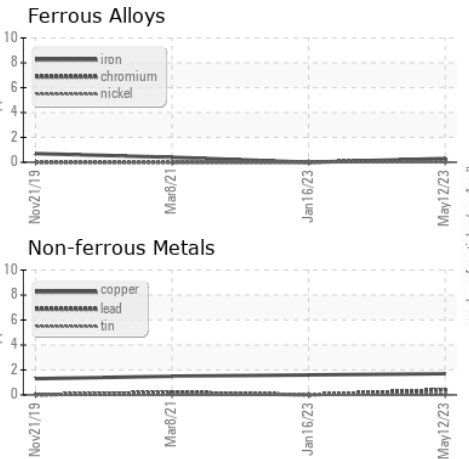
| VISUAL | method | limit/base | current | history1 | history2 |
|------------------|--------|------------|---------|----------|----------|
| White Metal | scalar | *Visual | NONE | NONE | NONE |
| Yellow Metal | scalar | *Visual | NONE | NONE | NONE |
| Precipitate | scalar | *Visual | NONE | NONE | NONE |
| Silt | scalar | *Visual | NONE | NONE | NONE |
| Debris | scalar | *Visual | NONE | NONE | NONE |
| Sand/Dirt | scalar | *Visual | NONE | NONE | NONE |
| Appearance | scalar | *Visual | NORML | NORML | NORML |
| Odor | scalar | *Visual | NORML | NORML | NORML |
| Emulsified Water | scalar | *Visual | >0.05 | NEG | NEG |
| Free Water | scalar | *Visual | | NEG | NEG |

| FLUID PROPERTIES | method | limit/base | current | history1 | history2 |
|------------------|--------|------------|---------|----------|----------|
| Visc @ 40°C | cSt | ASTM D445 | 46.0 | 39.0 | 39.1 |

| SAMPLE IMAGES | method | limit/base | current | history1 | history2 |
|---------------|--------|------------|---------|----------|----------|
|---------------|--------|------------|---------|----------|----------|



GRAPHS



Laboratory : WearCheck USA - 501 Madison Ave., Cary, NC 27513
Sample No. : WC0636352 **Received** : 29 Aug 2023
Lab Number : 05937216 **Diagnosed** : 30 Aug 2023
Unique Number : 10622487 **Diagnostician** : Don Baldrige
Test Package : IND 2

SILGAN SPECIALTY
 5650 W. COUNTYLINE ROAD
 MEQUON, WI
 US 53092
 Contact: FRANK LUCZAJ
 FLuczaj@gatewayplastics.com
 T: (262)242-2020
 F: (262)238-6162

Certificate L2367
 To discuss this sample report, contact Customer Service at 1-800-237-1369.
 * - Denotes test methods that are outside of the ISO 17025 scope of accreditation.
 Statements of conformity to specifications are based on the simple acceptance decision rule (JCGM 106:2012)