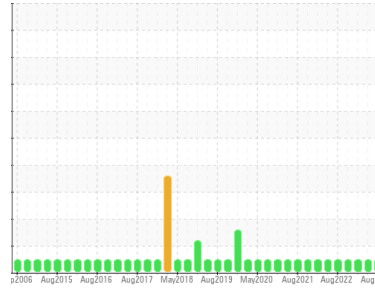




OIL ANALYSIS REPORT

Sample Rating Trend



NORMAL



Area
PRESS
Machine Id
PRESS CHAIN GEAR REDUCER (S/N PR205B11DG1)
Component
Gearbox
Fluid
GEAR OIL (PAO) ISO 220 (--- GAL)

DIAGNOSIS

Recommendation

Resample at the next service interval to monitor.

Wear

All component wear rates are normal.

Contamination

There is no indication of any contamination in the oil.

Fluid Condition

The AN level is acceptable for this fluid. The condition of the oil is suitable for further service.

SAMPLE INFORMATION		method	limit/base	current	history1	history2
Sample Number	Client Info			WC0782935	WC0782905	WC0734670
Sample Date	Client Info			24 Aug 2023	17 May 2023	23 Feb 2023
Machine Age	yrs	Client Info		0	0	0
Oil Age	yrs	Client Info		0	0	0
Oil Changed	Client Info			N/A	N/A	N/A
Sample Status				NORMAL	NORMAL	NORMAL

WEAR METALS		method	limit/base	current	history1	history2
Iron	ppm	ASTM D5185m	>200	3	2	3
Chromium	ppm	ASTM D5185m	>15	0	0	0
Nickel	ppm	ASTM D5185m	>15	0	0	<1
Titanium	ppm	ASTM D5185m		0	0	0
Silver	ppm	ASTM D5185m		<1	0	<1
Aluminum	ppm	ASTM D5185m	>25	0	0	<1
Lead	ppm	ASTM D5185m	>100	0	0	0
Copper	ppm	ASTM D5185m	>200	<1	0	<1
Tin	ppm	ASTM D5185m	>25	0	0	0
Vanadium	ppm	ASTM D5185m		0	0	0
Cadmium	ppm	ASTM D5185m		0	0	0

ADDITIVES		method	limit/base	current	history1	history2
Boron	ppm	ASTM D5185m	25	127	121	120
Barium	ppm	ASTM D5185m	12	2	0	0
Molybdenum	ppm	ASTM D5185m	5	0	0	0
Manganese	ppm	ASTM D5185m		0	0	0
Magnesium	ppm	ASTM D5185m	25	<1	<1	0
Calcium	ppm	ASTM D5185m	25	4	4	5
Phosphorus	ppm	ASTM D5185m	375	508	484	518
Zinc	ppm	ASTM D5185m	25	2	2	<1
Sulfur	ppm	ASTM D5185m	4900	8916	9277	10370

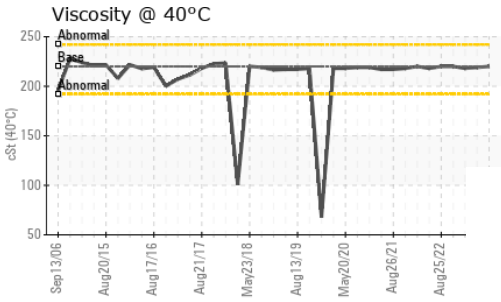
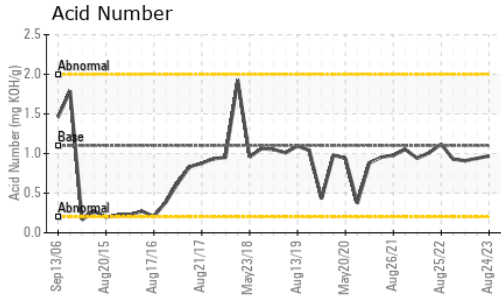
CONTAMINANTS		method	limit/base	current	history1	history2
Silicon	ppm	ASTM D5185m	>50	3	2	3
Sodium	ppm	ASTM D5185m		0	0	2
Potassium	ppm	ASTM D5185m	>20	<1	<1	<1

FLUID DEGRADATION		method	limit/base	current	history1	history2
Acid Number (AN)	mg KOH/g	ASTM D8045	1.10	0.97	0.94	0.91

VISUAL		method	limit/base	current	history1	history2
White Metal	scalar	*Visual	NONE	NONE	NONE	NONE
Yellow Metal	scalar	*Visual	NONE	NONE	NONE	NONE
Precipitate	scalar	*Visual	NONE	NONE	NONE	NONE
Silt	scalar	*Visual	NONE	NONE	NONE	NONE
Debris	scalar	*Visual	NONE	NONE	NONE	NONE
Sand/Dirt	scalar	*Visual	NONE	NONE	NONE	NONE
Appearance	scalar	*Visual	NORML	NORML	NORML	NORML
Odor	scalar	*Visual	NORML	NORML	NORML	NORML
Emulsified Water	scalar	*Visual	>0.2	NEG	NEG	NEG
Free Water	scalar	*Visual		NEG	NEG	NEG




OIL ANALYSIS REPORT


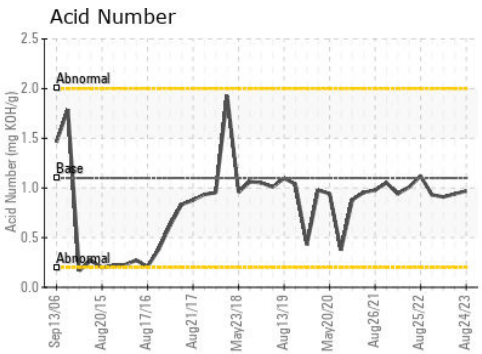
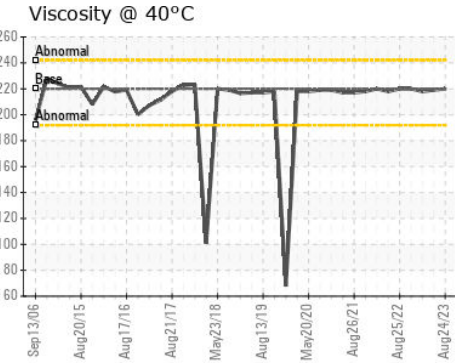
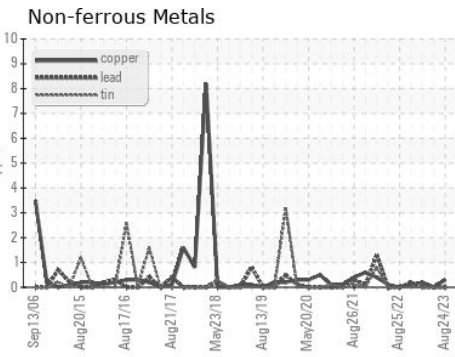
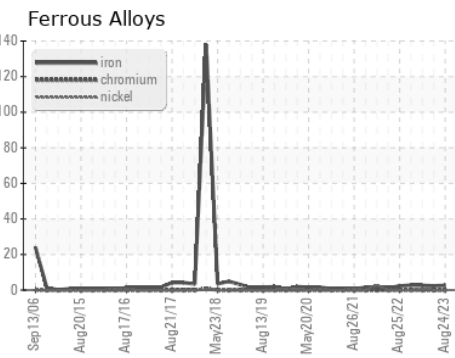


FLUID PROPERTIES		method	limit/base	current	history1	history2
Visc @ 40°C	cSt	ASTM D445	220	220	219	218

SAMPLE IMAGES		method	limit/base	current	history1	history2
---------------	--	--------	------------	---------	----------	----------



GRAPHS



Certificate L2367

Laboratory : WearCheck USA - 501 Madison Ave., Cary, NC 27513
Sample No. : WC0782935 **Received** : 29 Aug 2023
Lab Number : **05937441** **Diagnosed** : 30 Aug 2023
Unique Number : 10622712 **Diagnostician** : Don Baldrige
Test Package : IND 2

J.M. Huber Corporation
 PO BOX 38
 CRYSTAL HILL, VA
 US 24539
 Contact: Ted Hudson
 ted.hudson@huber.com
 T: (434)476-3550
 F: (434)476-8133

To discuss this sample report, contact Customer Service at 1-800-237-1369.

* - Denotes test methods that are outside of the ISO 17025 scope of accreditation.

Statements of conformity to specifications are based on the simple acceptance decision rule (JCGM 106:2012)