



OIL ANALYSIS REPORT

Sample Rating Trend

NORMAL



Machine Id
AEON 500
 Component
Oil
 Fluid
{not provided} (--- GAL)

DIAGNOSIS

Recommendation
 Resample at the next service interval to monitor.

Wear
 All component wear rates are normal.

Contamination
 There is no indication of any contamination in the oil.

Fluid Condition
 Viscosity of sample indicates oil is within ISO 68 range, advise investigate. The AN level is acceptable for this fluid. The condition of the oil is acceptable for the time in service.

SAMPLE INFORMATION

	method	limit/base	current	history1	history2
Sample Number	Client Info		RP0038732	---	---
Sample Date	Client Info		28 Aug 2023	---	---
Machine Age	hrs	Client Info	0	---	---
Oil Age	hrs	Client Info	0	---	---
Oil Changed	Client Info		N/A	---	---
Sample Status			NORMAL	---	---

WEAR METALS

	method	limit/base	current	history1	history2
Iron	ppm	ASTM D5185m >20	12	---	---
Chromium	ppm	ASTM D5185m >20	0	---	---
Nickel	ppm	ASTM D5185m >20	0	---	---
Titanium	ppm	ASTM D5185m	0	---	---
Silver	ppm	ASTM D5185m	0	---	---
Aluminum	ppm	ASTM D5185m >20	<1	---	---
Lead	ppm	ASTM D5185m >20	0	---	---
Copper	ppm	ASTM D5185m >20	2	---	---
Tin	ppm	ASTM D5185m >20	0	---	---
Vanadium	ppm	ASTM D5185m	0	---	---
Cadmium	ppm	ASTM D5185m	0	---	---

ADDITIVES

	method	limit/base	current	history1	history2
Boron	ppm	ASTM D5185m	0	---	---
Barium	ppm	ASTM D5185m	0	---	---
Molybdenum	ppm	ASTM D5185m	0	---	---
Manganese	ppm	ASTM D5185m	<1	---	---
Magnesium	ppm	ASTM D5185m	0	---	---
Calcium	ppm	ASTM D5185m	<1	---	---
Phosphorus	ppm	ASTM D5185m	52	---	---
Zinc	ppm	ASTM D5185m	0	---	---

CONTAMINANTS

	method	limit/base	current	history1	history2
Silicon	ppm	ASTM D5185m >15	7	---	---
Sodium	ppm	ASTM D5185m	1	---	---
Potassium	ppm	ASTM D5185m >20	<1	---	---
Water	%	ASTM D6304	0.001	---	---
ppm Water	ppm	ASTM D6304	6.9	---	---

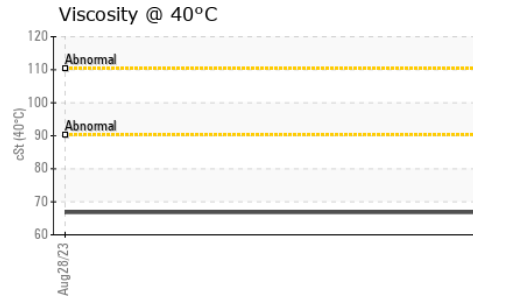
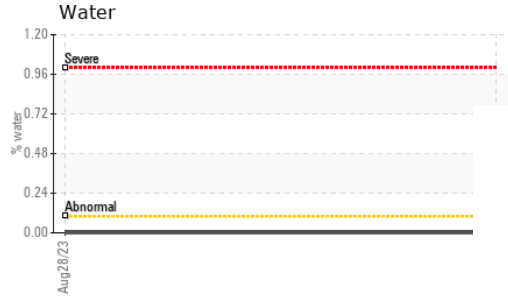
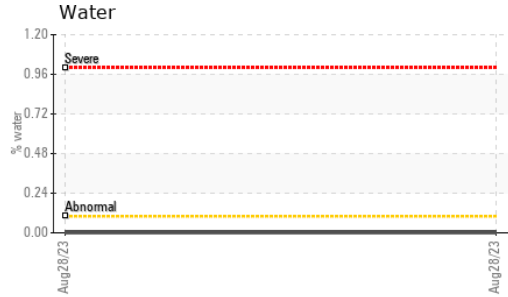
FLUID DEGRADATION

	method	limit/base	current	history1	history2
Acid Number (AN)	mg KOH/g	ASTM D8045	0.16	---	---

VISUAL

	method	limit/base	current	history1	history2
White Metal	scalar	*Visual NONE	NONE	---	---
Yellow Metal	scalar	*Visual NONE	NONE	---	---
Precipitate	scalar	*Visual NONE	NONE	---	---
Silt	scalar	*Visual NONE	NONE	---	---
Debris	scalar	*Visual NONE	LIGHT	---	---
Sand/Dirt	scalar	*Visual NONE	NONE	---	---
Appearance	scalar	*Visual NORML	NORML	---	---
Odor	scalar	*Visual NORML	NORML	---	---
Emulsified Water	scalar	*Visual	NEG	---	---
Free Water	scalar	*Visual	NEG	---	---

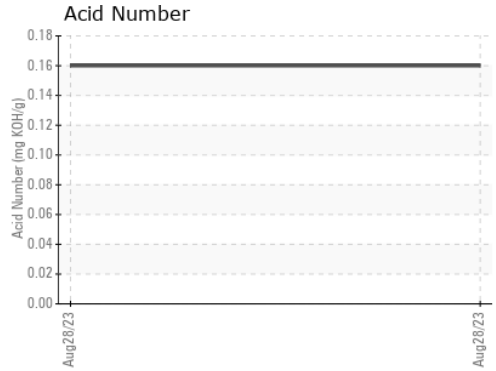
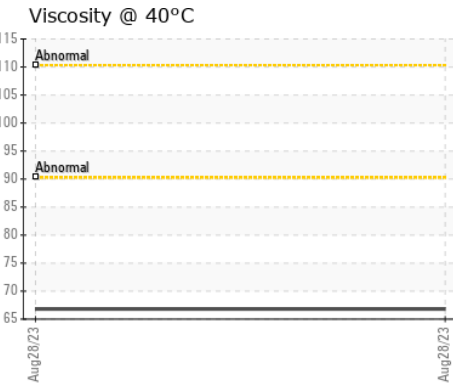
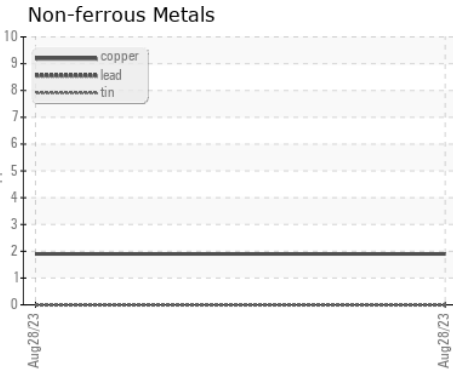

OIL ANALYSIS REPORT



FLUID PROPERTIES		method	limit/base	current	history1	history2
Visc @ 40°C	cSt	ASTM D445		66.8	---	---

SAMPLE IMAGES		method	limit/base	current	history1	history2
Color					no image	no image
Bottom					no image	no image

GRAPHS



Certificate L2367

Laboratory : WearCheck USA - 501 Madison Ave., Cary, NC 27513
Sample No. : RP0038732 **Received** : 29 Aug 2023
Lab Number : 05937917 **Diagnosed** : 30 Aug 2023
Unique Number : 10628529 **Diagnostician** : Angela Borella
Test Package : IND 2 (Additional Tests: PrtCount)

VICINITY ENERGY KENDALL STATION
 265 1ST ST
 CAMBRIDGE, MA
 US 02142
 Contact: CHRISTOPHER DESIMONE
 christopher.desimone@vicinityenergy.us

To discuss this sample report, contact Customer Service at 1-800-237-1369.

* - Denotes test methods that are outside of the ISO 17025 scope of accreditation.

Statements of conformity to specifications are based on the simple acceptance decision rule (JCGM 106:2012)

T:
F: