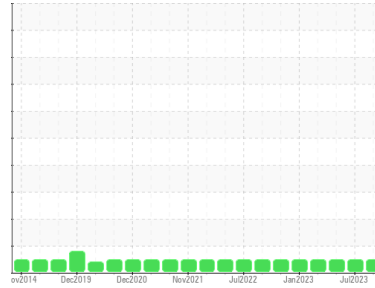




OIL ANALYSIS REPORT

Sample Rating Trend



NORMAL



Area
JBS310
 Machine Id
GARDNER DENVER S229822 - MARTINREA FABCO
 Component
Compressor

DIAGNOSIS

Recommendation

Resample at the next service interval to monitor.

Wear

All component wear rates are normal.

Contamination

There is no indication of any contamination in the oil.

Fluid Condition

The AN level is acceptable for this fluid. The condition of the oil is suitable for further service.

SAMPLE INFORMATION

	method	limit/base	current	history1	history2
Sample Number	Client Info		UCH05960721	UCH05922869	UCH05861995
Sample Date	Client Info		21 Sep 2023	31 Jul 2023	18 May 2023
Machine Age	hrs	Client Info	128840	127544	125869
Oil Age	hrs	Client Info	1296	8761	7086
Oil Changed	Client Info		N/A	N/A	N/A
Sample Status			NORMAL	NORMAL	NORMAL

WEAR METALS

	method	limit/base	current	history1	history2
Iron	ppm	ASTM D5185m >50	1	2	<1
Chromium	ppm	ASTM D5185m >10	0	0	0
Nickel	ppm	ASTM D5185m	<1	0	0
Titanium	ppm	ASTM D5185m	0	0	<1
Silver	ppm	ASTM D5185m	0	0	0
Aluminum	ppm	ASTM D5185m >25	0	1	<1
Lead	ppm	ASTM D5185m >25	0	0	0
Copper	ppm	ASTM D5185m >50	2	3	4
Tin	ppm	ASTM D5185m >15	<1	0	<1
Vanadium	ppm	ASTM D5185m	0	<1	0
Cadmium	ppm	ASTM D5185m	0	0	<1

ADDITIVES

	method	limit/base	current	history1	history2
Boron	ppm	ASTM D5185m 0.3	0	0	0
Barium	ppm	ASTM D5185m 0.3	2	0	0
Molybdenum	ppm	ASTM D5185m 0	0	0	0
Manganese	ppm	ASTM D5185m 0.9	<1	<1	<1
Magnesium	ppm	ASTM D5185m 0.2	<1	0	0
Calcium	ppm	ASTM D5185m 0.1	0	0	0
Phosphorus	ppm	ASTM D5185m 429	320	297	291
Zinc	ppm	ASTM D5185m 0.3	59	39	39
Sulfur	ppm	ASTM D5185m 1336	820	491	456

CONTAMINANTS

	method	limit/base	current	history1	history2
Silicon	ppm	ASTM D5185m >25	2	2	2
Sodium	ppm	ASTM D5185m	0	2	1
Potassium	ppm	ASTM D5185m >20	<1	<1	2

FLUID DEGRADATION

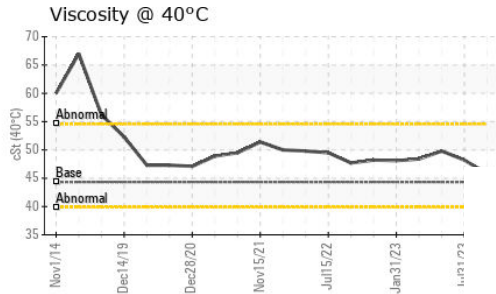
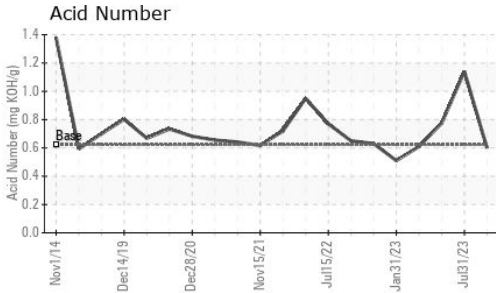
	method	limit/base	current	history1	history2
Acid Number (AN)	mg KOH/g	ASTM D8045 0.622	0.60	1.14	0.775

VISUAL

	method	limit/base	current	history1	history2
White Metal	scalar	*Visual NONE	NONE	NONE	NONE
Yellow Metal	scalar	*Visual NONE	NONE	NONE	NONE
Precipitate	scalar	*Visual NONE	NONE	NONE	NONE
Silt	scalar	*Visual NONE	NONE	NONE	NONE
Debris	scalar	*Visual NONE	NONE	NONE	NONE
Sand/Dirt	scalar	*Visual NONE	NONE	NONE	NONE
Appearance	scalar	*Visual NORML	NORML	NORML	NORML
Odor	scalar	*Visual NORML	NORML	NORML	NORML
Emulsified Water	scalar	*Visual >0.1	NEG	NEG	NEG
Free Water	scalar	*Visual	NEG	NEG	NEG



OIL ANALYSIS REPORT



FLUID PROPERTIES		method	limit/base	current	history1	history2
Visc @ 40°C	cSt	ASTM D445	44.32	45.8	48.2	49.8

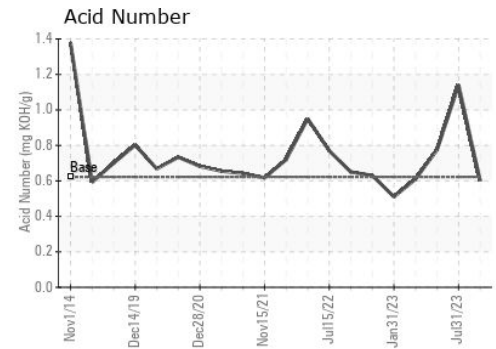
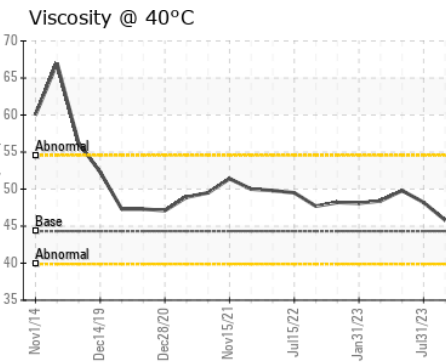
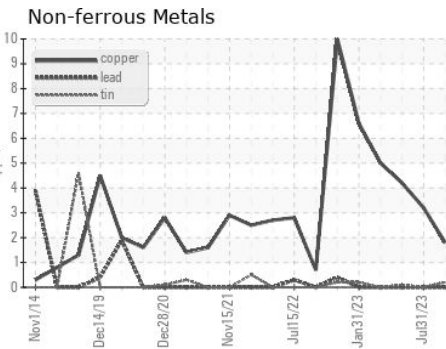
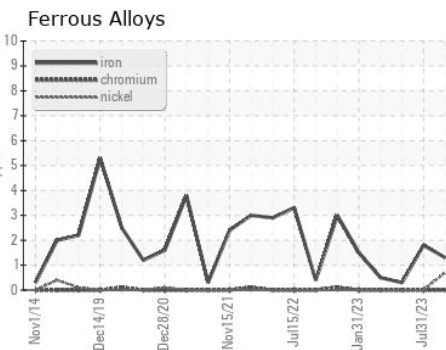
SAMPLE IMAGES		method	limit/base	current	history1	history2
---------------	--	--------	------------	---------	----------	----------

Color



Bottom

GRAPHS



Certificate L2367

Laboratory : WearCheck USA - 501 Madison Ave., Cary, NC 27513
Sample No. : UCH05960721 **Received** : 25 Sep 2023
Lab Number : **05960721** **Diagnosed** : 27 Sep 2023
Unique Number : 10661934 **Diagnostician** : Don Baldrige
Test Package : IND 2

JOHN BOUCHARD & SONS
 1024 HARRISON ST.
 NASHVILLE, TN
 US 37203
 Contact: STEVE SANDERS
 Steve.sanders@jbouchard.com
 T:
 F: (865)544-1400

To discuss this sample report, contact Customer Service at 1-800-237-1369.

* - Denotes test methods that are outside of the ISO 17025 scope of accreditation.

Statements of conformity to specifications are based on the simple acceptance decision rule (JCGM 106:2012)