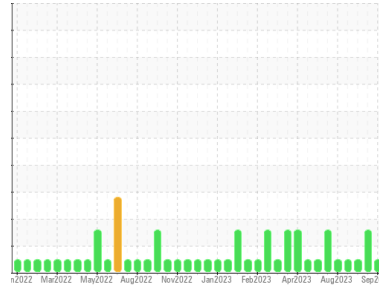




OIL ANALYSIS REPORT

Sample Rating Trend



NORMAL



Machine Id
4EK05286

Component
Biogas Engine

Fluid
MAHLER Q8 Mahler G8 SAE 40 (--- GAL)

DIAGNOSIS

Recommendation

Resample at the next service interval to monitor.

Wear

All component wear rates are normal.

Contamination

There is no indication of any contamination in the oil.

Fluid Condition

The BN result indicates that there is suitable alkalinity remaining in the oil. The AN level is acceptable for this fluid. The condition of the oil is suitable for further service.

SAMPLE INFORMATION		method	limit/base	current	history1	history2
Sample Number	Client Info			WC0660932	WC0660933	WC0660924
Sample Date	Client Info			25 Sep 2023	18 Sep 2023	11 Sep 2023
Machine Age	hrs	Client Info		81000	80881	80713
Oil Age	hrs	Client Info		71	450	282
Oil Changed	Client Info			N/A	N/A	N/A
Sample Status				NORMAL	ABNORMAL	NORMAL

CONTAMINATION		method	limit/base	current	history1	history2
Fuel	WC Method		>4.0	<1.0	<1.0	<1.0
Glycol	WC Method			NEG	NEG	NEG

WEAR METALS		method	limit/base	current	history1	history2
Iron	ppm	ASTM D5185m	>45	9	7	6
Chromium	ppm	ASTM D5185m	>2	<1	<1	<1
Nickel	ppm	ASTM D5185m	>2	0	<1	<1
Titanium	ppm	ASTM D5185m		0	0	0
Silver	ppm	ASTM D5185m	>5	0	0	0
Aluminum	ppm	ASTM D5185m	>10	<1	1	7
Lead	ppm	ASTM D5185m	>5	1	<1	0
Copper	ppm	ASTM D5185m	>14	3	4	4
Tin	ppm	ASTM D5185m	>13	2	2	2
Vanadium	ppm	ASTM D5185m		0	0	0
Cadmium	ppm	ASTM D5185m		0	0	0

ADDITIVES		method	limit/base	current	history1	history2
Boron	ppm	ASTM D5185m		0	0	0
Barium	ppm	ASTM D5185m		0	0	0
Molybdenum	ppm	ASTM D5185m		0	<1	0
Manganese	ppm	ASTM D5185m		<1	<1	<1
Magnesium	ppm	ASTM D5185m		5	20	9
Calcium	ppm	ASTM D5185m		2290	2456	2373
Phosphorus	ppm	ASTM D5185m		416	430	401
Zinc	ppm	ASTM D5185m		481	502	468
Sulfur	ppm	ASTM D5185m		3437	5029	4620

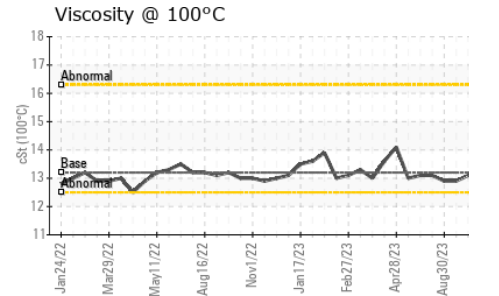
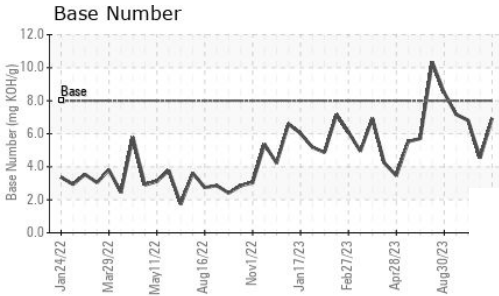
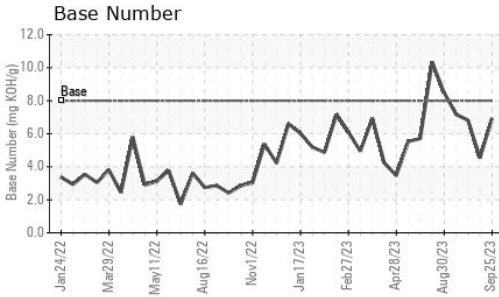
CONTAMINANTS		method	limit/base	current	history1	history2
Silicon	ppm	ASTM D5185m	>200	116	▲ 212	149
Sodium	ppm	ASTM D5185m		1	2	3
Potassium	ppm	ASTM D5185m	>20	3	4	2

INFRA-RED		method	limit/base	current	history1	history2
Soot %	%	*ASTM D7844		0	0	0
Nitration	Abs/cm	*ASTM D7624	>20	5.2	6.6	5.4
Sulfation	Abs/.1mm	*ASTM D7415	>30	17.4	25.0	19.5

FLUID DEGRADATION		method	limit/base	current	history1	history2
Oxidation	Abs/.1mm	*ASTM D7414	>25	9.2	12.6	9.7
Acid Number (AN)	mg KOH/g	ASTM D8045		0.74	1.17	1.01
Base Number (BN)	mg KOH/g	ASTM D2896	8.0	6.93	4.53	6.81



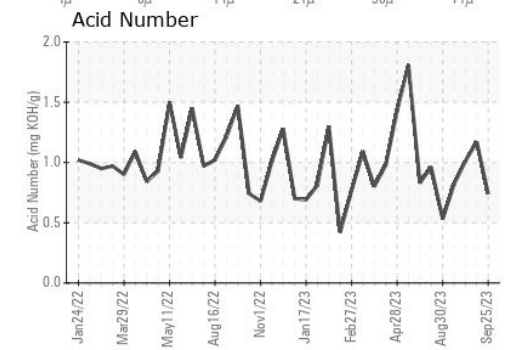
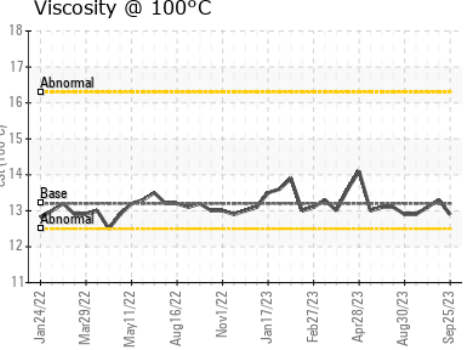
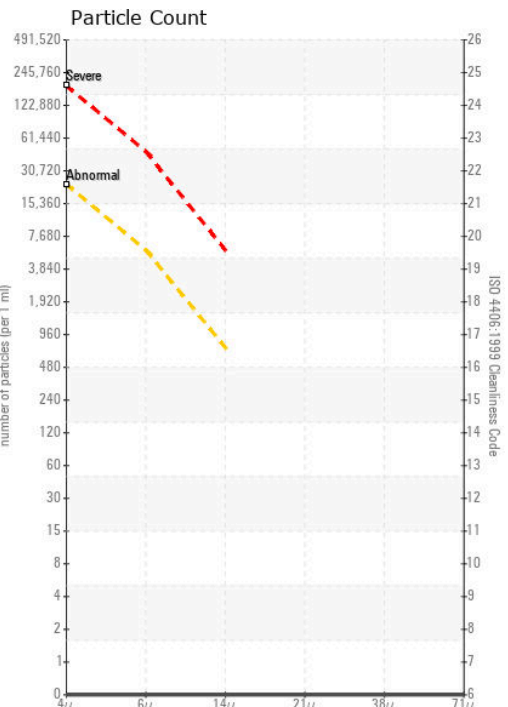
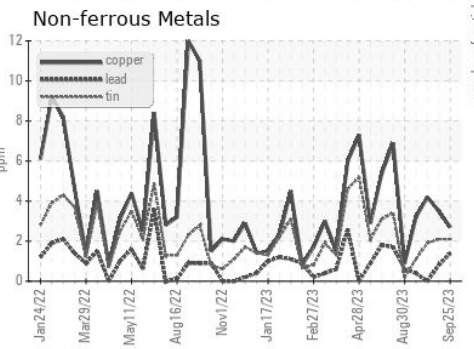
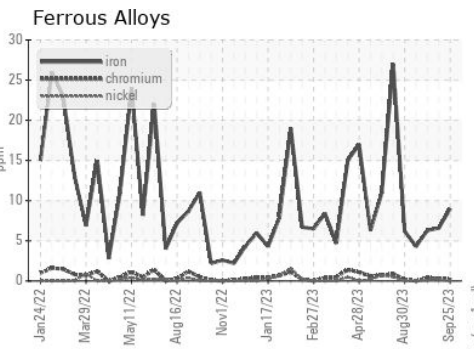
OIL ANALYSIS REPORT



VISUAL	method	limit/base	current	history1	history2
White Metal	scalar	*Visual	NONE	NONE	NONE
Yellow Metal	scalar	*Visual	NONE	NONE	NONE
Precipitate	scalar	*Visual	NONE	NONE	NONE
Silt	scalar	*Visual	NONE	NONE	NONE
Debris	scalar	*Visual	NONE	NONE	NONE
Sand/Dirt	scalar	*Visual	NONE	NONE	NONE
Appearance	scalar	*Visual	NORML	NORML	NORML
Odor	scalar	*Visual	NORML	NORML	NORML
Emulsified Water	scalar	*Visual	>0.1	NEG	NEG
Free Water	scalar	*Visual		NEG	NEG

FLUID PROPERTIES	method	limit/base	current	history1	history2
Visc @ 100°C	cSt	ASTM D445	13.2	12.9	13.3

GRAPHS



Laboratory : WearCheck USA - 501 Madison Ave., Cary, NC 27513
Sample No. : WC0660932 **Received** : 27 Sep 2023
Lab Number : 05962997 **Diagnosed** : 03 Oct 2023
Unique Number : 10669548 **Diagnostician** : Jonathan Hester
Test Package : MOB 2 (Additional Tests: PrtCount)

To discuss this sample report, contact Customer Service at 1-800-237-1369.

* - Denotes test methods that are outside of the ISO 17025 scope of accreditation.

Statements of conformity to specifications are based on the simple acceptance decision rule (JCGM 106:2012)

BI-COUNTY
 3214 DOVER RD
 WOODLAWN, TN
 US 37191

Contact: KEVIN WEAVER
kevin.weaver@cubedistrictenergy.com

T:
F: