



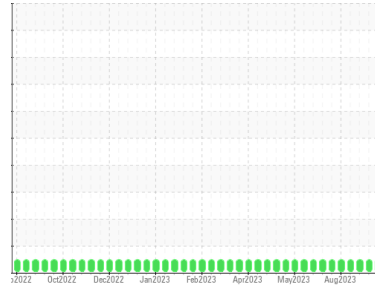
OIL ANALYSIS REPORT

Sample Rating Trend

NORMAL



Machine Id
JENBACHER GM03 (S/N 1144731)
 Component
Biogas Engine
 Fluid
MAHLER Q8 Mahler G8 SAE 40 (--- GAL)



DIAGNOSIS

Recommendation

Resample at the next service interval to monitor.

Wear

All component wear rates are normal.

Contamination

There is no indication of any contamination in the oil.

Fluid Condition

The BN result indicates that there is suitable alkalinity remaining in the oil. The AN level is acceptable for this fluid. The condition of the oil is suitable for further service.

SAMPLE INFORMATION

	method	limit/base	current	history1	history2
Sample Number	Client Info		WC0835604	WC0835620	WC0835616
Sample Date	Client Info		25 Sep 2023	11 Sep 2023	05 Sep 2023
Machine Age	hrs	Client Info	47508	47180	47047
Oil Age	hrs	Client Info	6077	5749	5616
Oil Changed	Client Info		Not Chngd	Not Chngd	N/A
Sample Status			NORMAL	NORMAL	NORMAL

CONTAMINATION

	method	limit/base	current	history1	history2
Fuel	WC Method	>4.0	<1.0	<1.0	<1.0
Water	WC Method	>.2	NEG	NEG	NEG
Glycol	WC Method		NEG	NEG	NEG

WEAR METALS

	method	limit/base	current	history1	history2	
Iron	ppm	ASTM D5185m	>20	10	12	12
Chromium	ppm	ASTM D5185m	>5	0	<1	<1
Nickel	ppm	ASTM D5185m	>2	0	0	0
Titanium	ppm	ASTM D5185m		0	0	0
Silver	ppm	ASTM D5185m	>5	0	0	0
Aluminum	ppm	ASTM D5185m	>15	<1	2	5
Lead	ppm	ASTM D5185m	>20	1	0	1
Copper	ppm	ASTM D5185m	>15	7	6	8
Tin	ppm	ASTM D5185m	>5	8	7	8
Vanadium	ppm	ASTM D5185m		0	0	<1
Cadmium	ppm	ASTM D5185m		0	0	0

ADDITIVES

	method	limit/base	current	history1	history2	
Boron	ppm	ASTM D5185m		0	0	0
Barium	ppm	ASTM D5185m		0	0	0
Molybdenum	ppm	ASTM D5185m		4	0	<1
Manganese	ppm	ASTM D5185m		<1	<1	<1
Magnesium	ppm	ASTM D5185m		8	7	5
Calcium	ppm	ASTM D5185m		2524	2498	2666
Phosphorus	ppm	ASTM D5185m		470	428	467
Zinc	ppm	ASTM D5185m		548	498	544
Sulfur	ppm	ASTM D5185m		2860	3063	3258

CONTAMINANTS

	method	limit/base	current	history1	history2	
Silicon	ppm	ASTM D5185m	>200	44	49	51
Sodium	ppm	ASTM D5185m	>20	11	11	13
Potassium	ppm	ASTM D5185m	>20	7	8	8

INFRA-RED

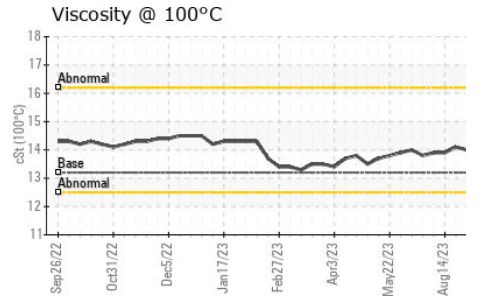
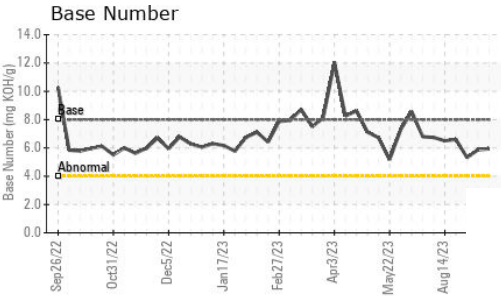
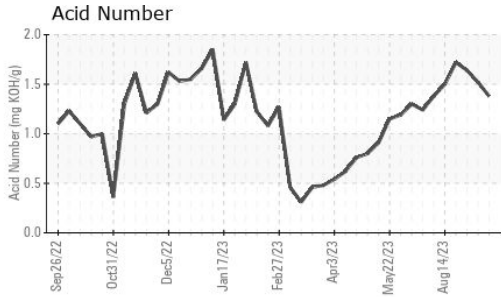
	method	limit/base	current	history1	history2	
Soot %	%	*ASTM D7844	>2	0	0.1	0
Nitration	Abs/cm	*ASTM D7624	>20	8.2	8.2	8.4
Sulfation	Abs/.1mm	*ASTM D7415	>30	20.0	19.4	20.3

FLUID DEGRADATION

	method	limit/base	current	history1	history2	
Oxidation	Abs/.1mm	*ASTM D7414	>25	16.5	15.7	16.7
Acid Number (AN)	mg KOH/g	ASTM D8045		1.38	1.52	1.64
Base Number (BN)	mg KOH/g	ASTM D2896	8.0	5.94	5.86	5.32



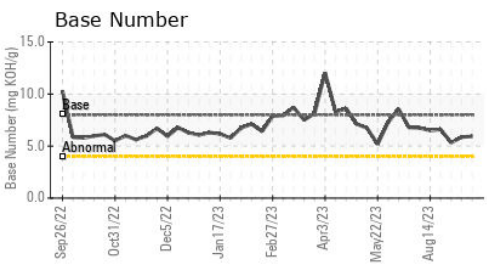
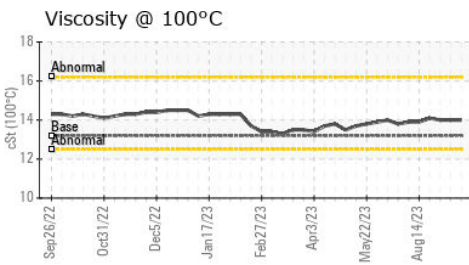
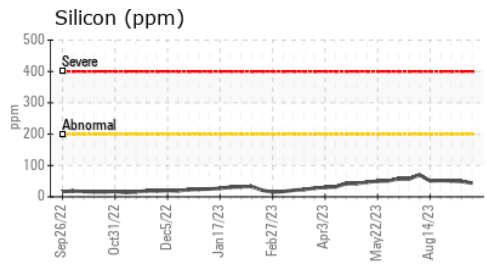
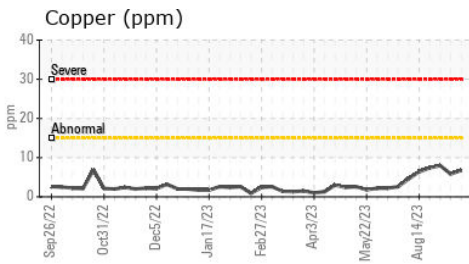
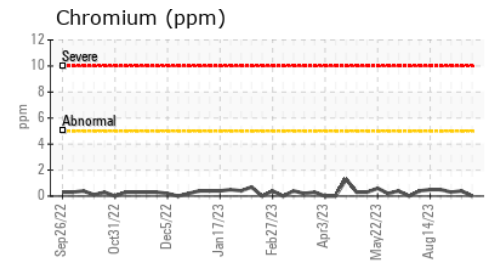
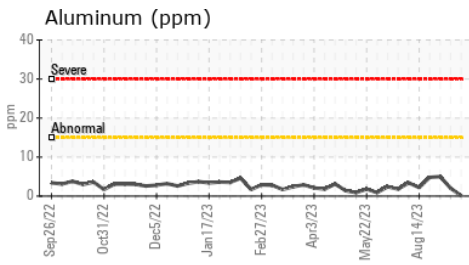
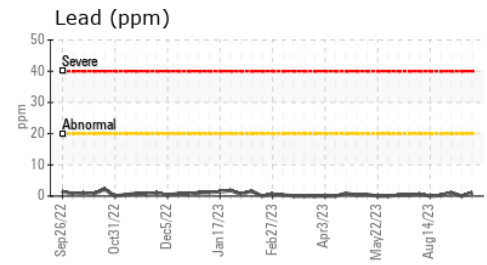
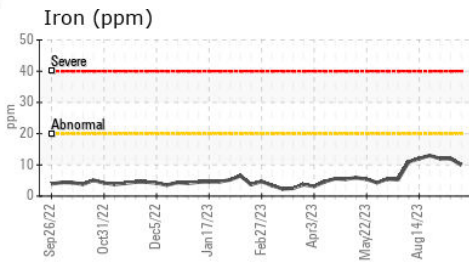
OIL ANALYSIS REPORT



VISUAL	method	limit/base	current	history1	history2
White Metal	scalar	*Visual	NONE	NONE	NONE
Yellow Metal	scalar	*Visual	NONE	NONE	NONE
Precipitate	scalar	*Visual	NONE	NONE	NONE
Silt	scalar	*Visual	NONE	NONE	NONE
Debris	scalar	*Visual	NONE	NONE	NONE
Sand/Dirt	scalar	*Visual	NONE	NONE	NONE
Appearance	scalar	*Visual	NORML	NORML	NORML
Odor	scalar	*Visual	NORML	NORML	NORML
Emulsified Water	scalar	*Visual	>.2	NEG	NEG
Free Water	scalar	*Visual		NEG	NEG

FLUID PROPERTIES	method	limit/base	current	history1	history2
Visc @ 100°C	cSt	ASTM D445	13.2	14.0	14.0

GRAPHS



Certificate L2367

Laboratory : WearCheck USA - 501 Madison Ave., Cary, NC 27513
Sample No. : WC0835604 **Received** : 27 Sep 2023
Lab Number : 05963006 **Diagnosed** : 29 Sep 2023
Unique Number : 10669557 **Diagnostician** : Jonathan Hester
Test Package : MOB 2

PINE RIDGE
 105 BAILEY JESTER RD
 GRIFFIN, GA
 US 30224
 Contact: STEPHEN SAVAGE
 stephen.savage@cubedistrictenergy.com

To discuss this sample report, contact Customer Service at 1-800-237-1369.

* - Denotes test methods that are outside of the ISO 17025 scope of accreditation.

Statements of conformity to specifications are based on the simple acceptance decision rule (JCGM 106:2012)

T:
F: