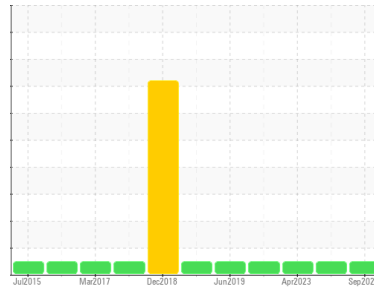




OIL ANALYSIS REPORT

Sample Rating Trend



Machine Id
DRUM 001 (S/N OR24-687024)
 Component
Gearbox
 Fluid
7 EP (1 QTS)

DIAGNOSIS

Recommendation
 Resample at the next service interval to monitor.

Wear
 All component wear rates are normal.

Contamination
 The water content is negligible. There is no indication of any contamination in the oil.

Fluid Condition
 The AN level is acceptable for this fluid. The condition of the oil is suitable for further service.

SAMPLE INFORMATION		method	limit/base	current	history1	history2
Sample Number	Client Info			RP0033667	RP0021785	RP0021772
Sample Date	Client Info			27 Sep 2023	12 Jul 2023	19 Apr 2023
Machine Age	hrs	Client Info		0	0	0
Oil Age	hrs	Client Info		0	0	0
Oil Changed	Client Info			N/A	N/A	N/A
Sample Status				NORMAL	NORMAL	NORMAL

WEAR METALS		method	limit/base	current	history1	history2
Iron	ppm	ASTM D5185m	>200	91	63	35
Chromium	ppm	ASTM D5185m	>15	<1	<1	0
Nickel	ppm	ASTM D5185m	>15	0	0	0
Titanium	ppm	ASTM D5185m		<1	<1	0
Silver	ppm	ASTM D5185m		0	0	0
Aluminum	ppm	ASTM D5185m	>25	<1	<1	<1
Lead	ppm	ASTM D5185m	>100	0	0	0
Copper	ppm	ASTM D5185m	>200	<1	<1	0
Tin	ppm	ASTM D5185m	>25	0	0	0
Vanadium	ppm	ASTM D5185m		0	<1	<1
Cadmium	ppm	ASTM D5185m		0	0	0

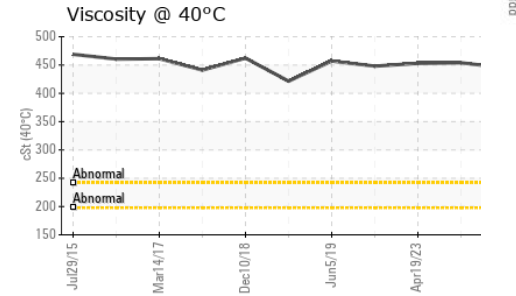
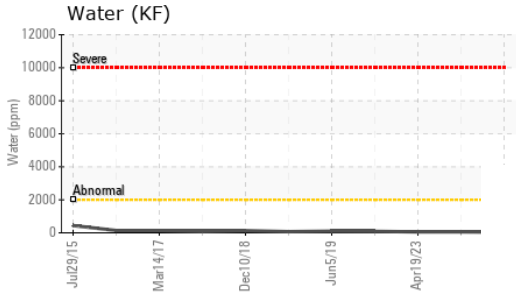
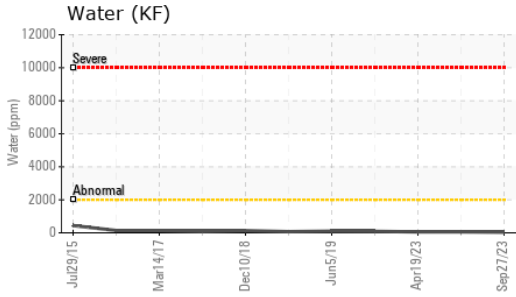
ADDITIVES		method	limit/base	current	history1	history2
Boron	ppm	ASTM D5185m		16	20	15
Barium	ppm	ASTM D5185m		0	12	<1
Molybdenum	ppm	ASTM D5185m		0	0	0
Manganese	ppm	ASTM D5185m		1	<1	<1
Magnesium	ppm	ASTM D5185m		0	2	6
Calcium	ppm	ASTM D5185m		9	12	7
Phosphorus	ppm	ASTM D5185m		280	255	220
Zinc	ppm	ASTM D5185m		0	5	0

CONTAMINANTS		method	limit/base	current	history1	history2
Silicon	ppm	ASTM D5185m	>50	1	<1	<1
Sodium	ppm	ASTM D5185m		2	1	0
Potassium	ppm	ASTM D5185m	>20	0	0	0
Water	%	ASTM D6304	>0.2	0.003	0.005	0.005
ppm Water	ppm	ASTM D6304	>2000	38.1	57.3	56.3

FLUID DEGRADATION		method	limit/base	current	history1	history2
Acid Number (AN)	mg KOH/g	ASTM D8045		0.55	0.52	0.44


VISUAL		method	limit/base	current	history1	history2
White Metal	scalar	*Visual	NONE	NONE	NONE	NONE
Yellow Metal	scalar	*Visual	NONE	NONE	NONE	NONE
Precipitate	scalar	*Visual	NONE	NONE	NONE	NONE
Silt	scalar	*Visual	NONE	NONE	NONE	NONE
Debris	scalar	*Visual	NONE	NONE	NONE	NONE
Sand/Dirt	scalar	*Visual	NONE	NONE	NONE	NONE
Appearance	scalar	*Visual	NORML	NORML	NORML	NORML
Odor	scalar	*Visual	NORML	NORML	NORML	NORML
Emulsified Water	scalar	*Visual	>0.2	NEG	NEG	NEG
Free Water	scalar	*Visual		NEG	NEG	NEG

OIL ANALYSIS REPORT

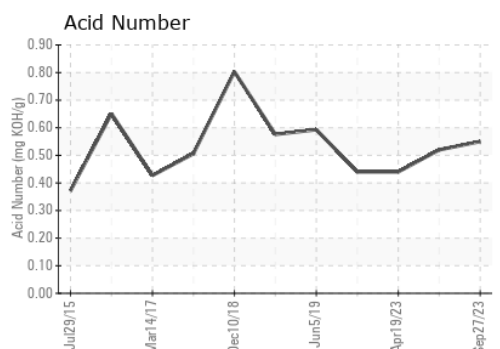
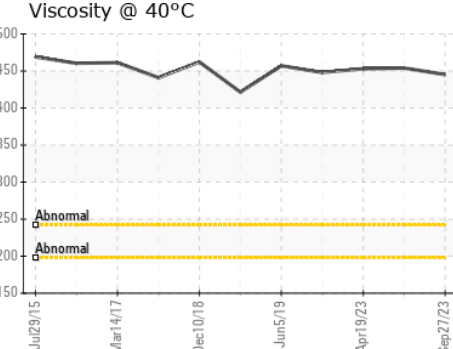
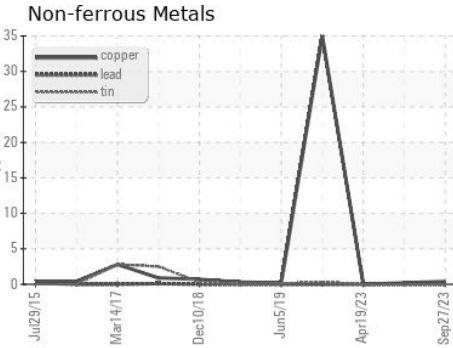
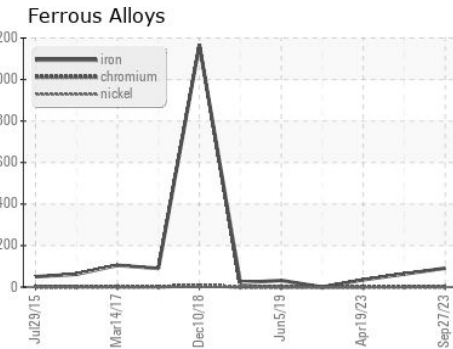


FLUID PROPERTIES		method	limit/base	current	history1	history2
Visc @ 40°C	cSt	ASTM D445		445	454	453

SAMPLE IMAGES		method	limit/base	current	history1	history2
---------------	--	--------	------------	---------	----------	----------



GRAPHS



Laboratory : WearCheck USA - 501 Madison Ave., Cary, NC 27513
Sample No. : RP0033667
Lab Number : **05963652**
Unique Number : 10670203
Test Package : IND 2

HOLLINGSWORTH & VOSE CO
 1115 SE CRYSTAL LAKE DR
 CORVALLIS, OR
 US 97333
 Contact: Jon Ayers
 jonathan.ayers@hovo.com
 T: (541)738-5399
 F: x:

To discuss this sample report, contact Customer Service at 1-800-237-1369.
 * - Denotes test methods that are outside of the ISO 17025 scope of accreditation.
 Statements of conformity to specifications are based on the simple acceptance decision rule (JCGM 106:2012)