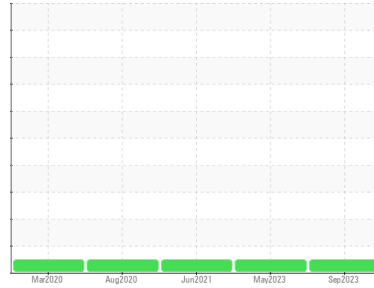


OIL ANALYSIS REPORT

Sample Rating Trend

NORMAL

 Machine Id
JOHN DEERE 843L 1DW843LBHKF701238 - EVAL

 Component
Rear Differential
 Fluid

JOHN DEERE HY-GARD HYD/TRANS (--- GAL)
DIAGNOSIS
Recommendation

Resample at the next service interval to monitor.

Wear

All component wear rates are normal.

Contamination

There is no indication of any contamination in the oil.

Fluid Condition

The condition of the oil is acceptable for the time in service.

SAMPLE INFORMATION		method	limit/base	current	history1	history2
Sample Number	Client Info			JR0180043	JR0165162	JR0089592
Sample Date	Client Info			26 Sep 2023	25 May 2023	17 Jun 2021
Machine Age	hrs	Client Info		4551	4487	2038
Oil Age	hrs	Client Info		551	0	0
Oil Changed	Client Info			Not Changed	Not Changed	Changed
Sample Status				NORMAL	NORMAL	NORMAL

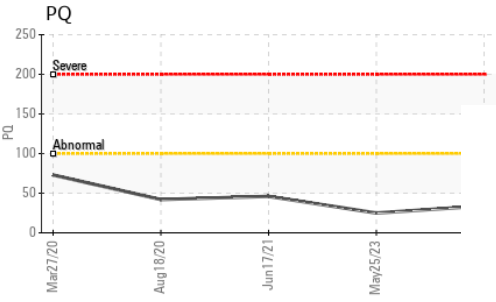
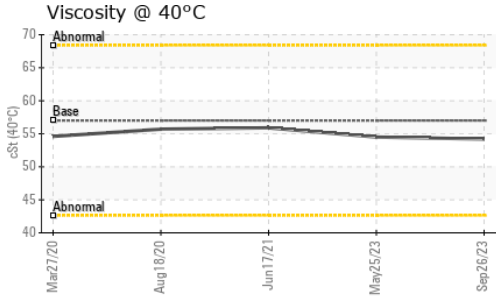
WEAR METALS		method	limit/base	current	history1	history2
PQ		ASTM D8184		34	25	46
Iron	ppm	ASTM D5185m	>500	56	53	50
Chromium	ppm	ASTM D5185m	>10	<1	<1	<1
Nickel	ppm	ASTM D5185m	>10	0	0	0
Titanium	ppm	ASTM D5185m		<1	<1	<1
Silver	ppm	ASTM D5185m		0	0	0
Aluminum	ppm	ASTM D5185m	>25	2	<1	2
Lead	ppm	ASTM D5185m	>25	<1	0	<1
Copper	ppm	ASTM D5185m	>100	4	3	3
Tin	ppm	ASTM D5185m	>10	<1	0	<1
Antimony	ppm	ASTM D5185m	>5	---	---	<1
Vanadium	ppm	ASTM D5185m		0	0	0
Cadmium	ppm	ASTM D5185m		0	0	0

ADDITIVES		method	limit/base	current	history1	history2
Boron	ppm	ASTM D5185m	6	2	1	20
Barium	ppm	ASTM D5185m	0	2	0	0
Molybdenum	ppm	ASTM D5185m	0	1	<1	<1
Manganese	ppm	ASTM D5185m		1	1	2
Magnesium	ppm	ASTM D5185m	145	93	95	99
Calcium	ppm	ASTM D5185m	3570	3331	3292	3390
Phosphorus	ppm	ASTM D5185m	1290	1015	1025	963
Zinc	ppm	ASTM D5185m	1640	1220	1259	1176
Sulfur	ppm	ASTM D5185m		3754	4660	3343

CONTAMINANTS		method	limit/base	current	history1	history2
Silicon	ppm	ASTM D5185m	>75	6	7	7
Sodium	ppm	ASTM D5185m		0	2	2
Potassium	ppm	ASTM D5185m	>20	2	2	<1

VISUAL		method	limit/base	current	history1	history2
White Metal	scalar	*Visual	NONE	NONE	NONE	LIGHT
Yellow Metal	scalar	*Visual	NONE	NONE	NONE	NONE
Precipitate	scalar	*Visual	NONE	NONE	NONE	NONE
Silt	scalar	*Visual	NONE	NONE	NONE	NONE
Debris	scalar	*Visual	NONE	NONE	NONE	NONE
Sand/Dirt	scalar	*Visual	NONE	NONE	NONE	NONE
Appearance	scalar	*Visual	NORML	NORML	NORML	NORML
Odor	scalar	*Visual	NORML	NORML	NORML	NORML
Emulsified Water	scalar	*Visual	>.2	NEG	NEG	NEG
Free Water	scalar	*Visual		NEG	NEG	NEG

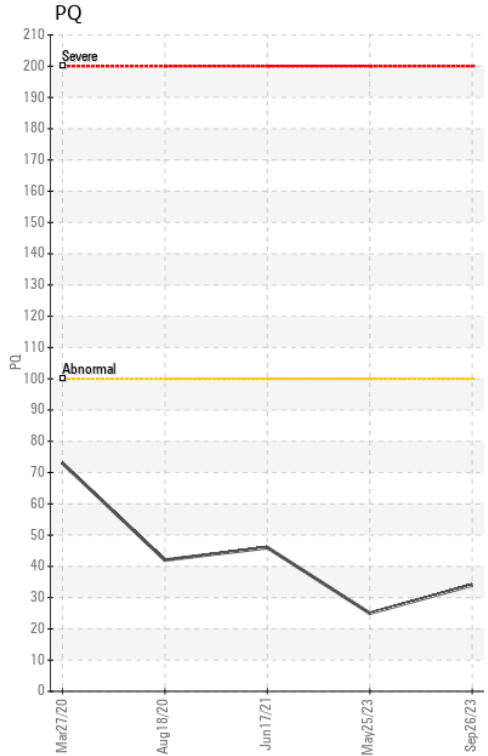
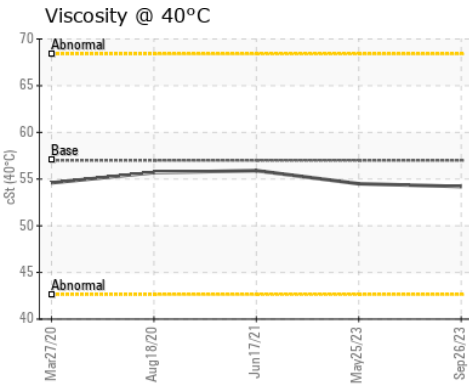
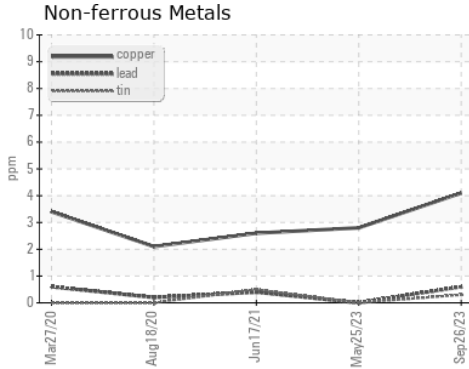
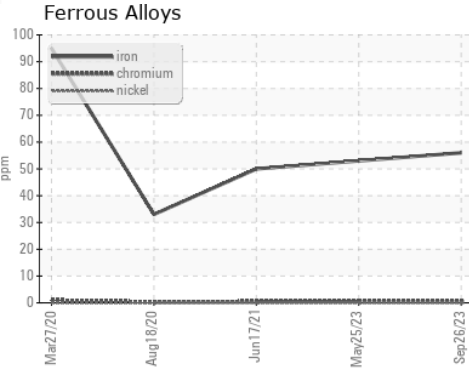
OIL ANALYSIS REPORT



FLUID PROPERTIES	method	limit/base	current	history1	history2	
Visc @ 40°C	cSt	ASTM D445	57.0	54.2	54.5	55.9

SAMPLE IMAGES	method	limit/base	current	history1	history2
Color				no image	no image
Bottom				no image	no image

GRAPHS



Certificate L2367

Laboratory : WearCheck USA - 501 Madison Ave., Cary, NC 27513
Sample No. : JR0180043 **Received** : 28 Sep 2023
Lab Number : **05963712** **Diagnosed** : 29 Sep 2023
Unique Number : 10670263 **Diagnostician** : Sean Felton
Test Package : CONST (Additional Tests: PQ)

To discuss this sample report, contact Customer Service at 1-800-237-1369.

* - Denotes test methods that are outside of the ISO 17025 scope of accreditation.

Statements of conformity to specifications are based on the simple acceptance decision rule (JCGM 106:2012)

JRE - ASHLAND
 11047 LEADBETTER RD
 ASHLAND, VA
 US 23005

Contact: DAVID ZIEG
 dzieg@jamesriverequipment.com

T: (804)798-6001
 F: (804)798-0292