



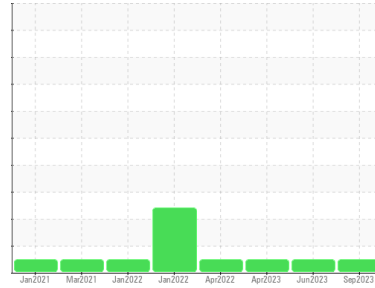
OIL ANALYSIS REPORT

Sample Rating Trend

NORMAL



Area
OKLAHOMA/102/EG - EXCAVATOR
 Machine Id
20.520L [OKLAHOMA^102^EG - EXCAVATOR]
 Component
Left Final Drive
 Fluid
MOBIL MOBILTRANS HD 50 (2 GAL)



DIAGNOSIS

Recommendation

Resample at the next service interval to monitor.

Wear

All component wear rates are normal.

Contamination

There is no indication of any contamination in the oil.

Fluid Condition

The condition of the oil is acceptable for the time in service.

SAMPLE INFORMATION

	method	limit/base	current	history1	history2
Sample Number	Client Info		WC0848903	WC0807964	WC0778311
Sample Date	Client Info		20 Sep 2023	08 Jun 2023	17 Apr 2023
Machine Age	hrs	Client Info	4068	3726	3406
Oil Age	hrs	Client Info	1711	500	3406
Oil Changed	Client Info		Changed	Not Changd	Not Changd
Sample Status			NORMAL	NORMAL	NORMAL

WEAR METALS

	method	limit/base	current	history1	history2
Iron	ppm	ASTM D5185m >800	411	305	271
Chromium	ppm	ASTM D5185m >10	2	2	1
Nickel	ppm	ASTM D5185m >5	0	0	0
Titanium	ppm	ASTM D5185m >15	<1	<1	<1
Silver	ppm	ASTM D5185m >2	0	0	0
Aluminum	ppm	ASTM D5185m >75	12	11	8
Lead	ppm	ASTM D5185m >10	<1	<1	0
Copper	ppm	ASTM D5185m >75	<1	<1	<1
Tin	ppm	ASTM D5185m >8	0	0	0
Vanadium	ppm	ASTM D5185m	0	0	0
Cadmium	ppm	ASTM D5185m	0	0	0

ADDITIVES

	method	limit/base	current	history1	history2
Boron	ppm	ASTM D5185m	12	10	10
Barium	ppm	ASTM D5185m	2	0	0
Molybdenum	ppm	ASTM D5185m	3	3	3
Manganese	ppm	ASTM D5185m	4	3	2
Magnesium	ppm	ASTM D5185m	27	29	25
Calcium	ppm	ASTM D5185m	3056	3103	3065
Phosphorus	ppm	ASTM D5185m	1068	1046	1040
Zinc	ppm	ASTM D5185m	1301	1299	1240
Sulfur	ppm	ASTM D5185m	9668	10350	8501

CONTAMINANTS

	method	limit/base	current	history1	history2
Silicon	ppm	ASTM D5185m >400	63	55	50
Sodium	ppm	ASTM D5185m	1	2	0
Potassium	ppm	ASTM D5185m >20	4	2	4

VISUAL

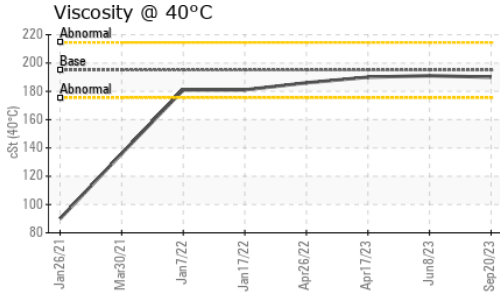
	method	limit/base	current	history1	history2
White Metal	scalar	*Visual NONE	NONE	NONE	MODER
Yellow Metal	scalar	*Visual NONE	NONE	NONE	NONE
Precipitate	scalar	*Visual NONE	NONE	NONE	NONE
Silt	scalar	*Visual NONE	NONE	NONE	NONE
Debris	scalar	*Visual NONE	NONE	NONE	NONE
Sand/Dirt	scalar	*Visual NONE	NONE	NONE	NONE
Appearance	scalar	*Visual NORML	NORML	NORML	NORML
Odor	scalar	*Visual NORML	NORML	NORML	NORML
Emulsified Water	scalar	*Visual >0.2	NEG	NEG	NEG
Free Water	scalar	*Visual	NEG	NEG	NEG

FLUID PROPERTIES

	method	limit/base	current	history1	history2
Visc @ 40°C	cSt	ASTM D445 195	190	191	190

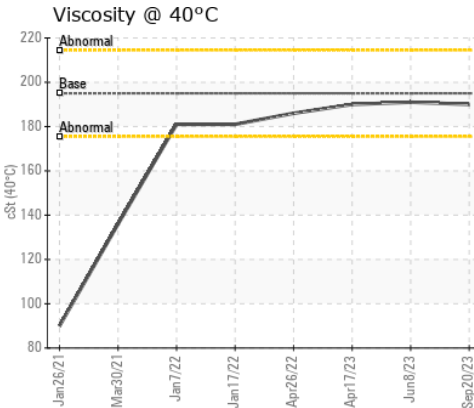
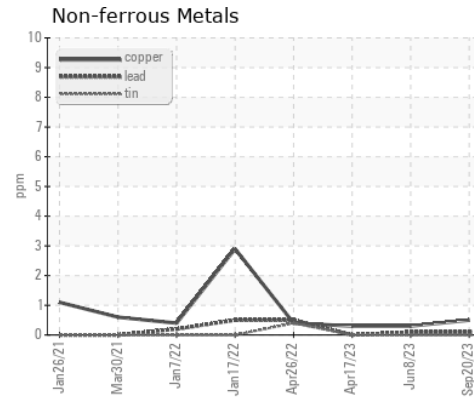
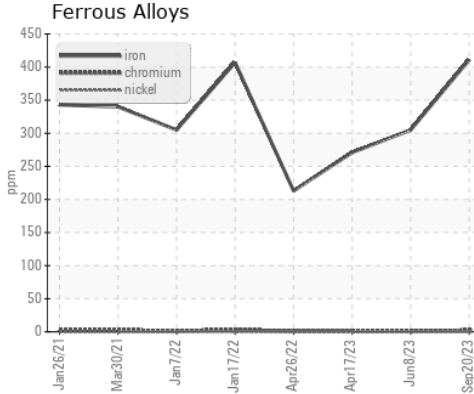


OIL ANALYSIS REPORT



SAMPLE IMAGES	method	limit/base	current	history1	history2
Color			no image	no image	no image
Bottom			no image	no image	no image

GRAPHS



Certificate L2367

Laboratory : WearCheck USA - 501 Madison Ave., Cary, NC 27513
Sample No. : WC0848903
Lab Number : 05963850
Unique Number : 10670401
Test Package : CONST

SHERWOOD CONSTRUCTION CO INC
 3219 WEST MAY ST
 WICHITA, KS
 US 67213
 Contact: DOUG KING
 doug.king@sherwood.net
 T: (316)617-3161
 F: x:

To discuss this sample report, contact Customer Service at 1-800-237-1369.

* - Denotes test methods that are outside of the ISO 17025 scope of accreditation.

Statements of conformity to specifications are based on the simple acceptance decision rule (JCGM 106:2012)