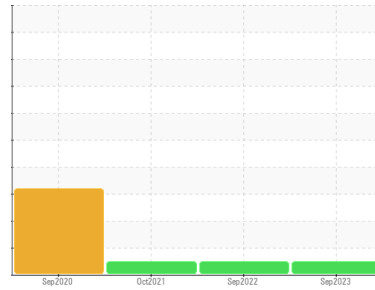




OIL ANALYSIS REPORT

Sample Rating Trend



NORMAL



Machine Id
PTU-3 - M2-0414

Component
Gearbox
Fluid
GULF EP 100 (--- GAL)

DIAGNOSIS

Recommendation

Resample at the next service interval to monitor.
NOTE: Please provide information regarding reservoir capacity, filter type and micron rating with next sample.

Wear

All component wear rates are normal.

Contamination

The water content is negligible. There is no indication of any contamination in the oil.

Fluid Condition

The AN level is acceptable for this fluid. The condition of the oil is suitable for further service.

SAMPLE INFORMATION		method	limit/base	current	history1	history2
Sample Number	Client Info			RP0038777	RP0030027	RP0022496
Sample Date	Client Info			06 Sep 2023	09 Sep 2022	05 Oct 2021
Machine Age	hrs	Client Info		0	0	0
Oil Age	hrs	Client Info		0	0	0
Oil Changed	Client Info			N/A	Not Chngd	N/A
Sample Status				NORMAL	NORMAL	NORMAL

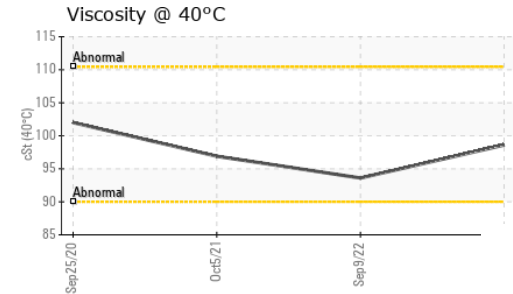
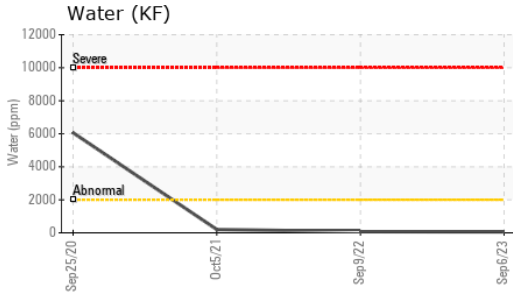
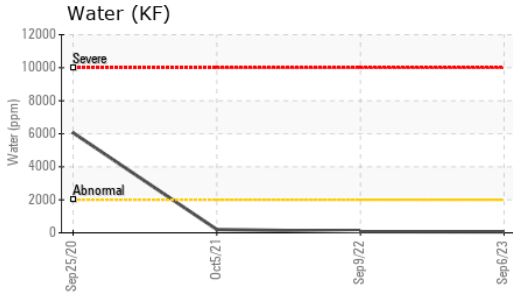
WEAR METALS		method	limit/base	current	history1	history2
Iron	ppm	ASTM D5185m	>200	28	27	4
Chromium	ppm	ASTM D5185m	>15	0	<1	0
Nickel	ppm	ASTM D5185m	>15	0	0	0
Titanium	ppm	ASTM D5185m		0	0	<1
Silver	ppm	ASTM D5185m		0	<1	<1
Aluminum	ppm	ASTM D5185m	>25	0	<1	<1
Lead	ppm	ASTM D5185m	>100	0	<1	<1
Copper	ppm	ASTM D5185m	>200	0	<1	<1
Tin	ppm	ASTM D5185m	>25	0	<1	<1
Antimony	ppm	ASTM D5185m	>5	---	---	0
Vanadium	ppm	ASTM D5185m		0	0	0
Cadmium	ppm	ASTM D5185m		0	0	<1

ADDITIVES		method	limit/base	current	history1	history2
Boron	ppm	ASTM D5185m		6	10	10
Barium	ppm	ASTM D5185m		0	<1	0
Molybdenum	ppm	ASTM D5185m		0	<1	<1
Manganese	ppm	ASTM D5185m		<1	<1	<1
Magnesium	ppm	ASTM D5185m		0	2	1
Calcium	ppm	ASTM D5185m		11	13	8
Phosphorus	ppm	ASTM D5185m		170	180	174
Zinc	ppm	ASTM D5185m		0	5	2

CONTAMINANTS		method	limit/base	current	history1	history2
Silicon	ppm	ASTM D5185m	>50	<1	<1	<1
Sodium	ppm	ASTM D5185m		<1	<1	<1
Potassium	ppm	ASTM D5185m	>20	1	<1	0
Water	%	ASTM D6304	>0.2	0.005	0.007	0.020
ppm Water	ppm	ASTM D6304	>2000	59.7	70.7	203.2

FLUID DEGRADATION		method	limit/base	current	history1	history2
Acid Number (AN)	mg KOH/g	ASTM D8045		0.42	0.50	0.464


OIL ANALYSIS REPORT



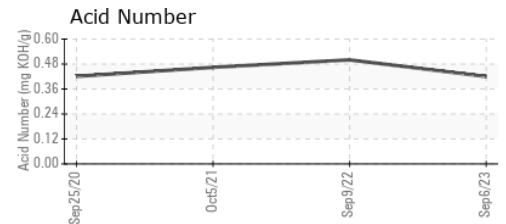
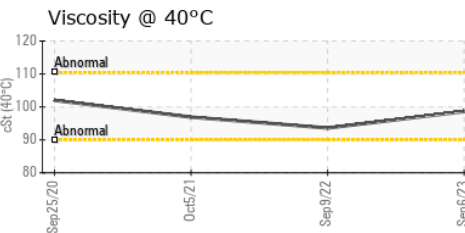
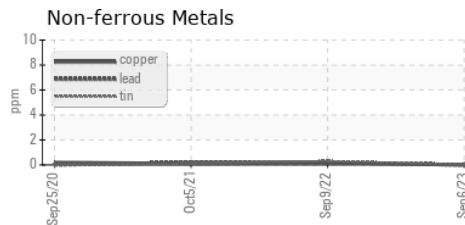
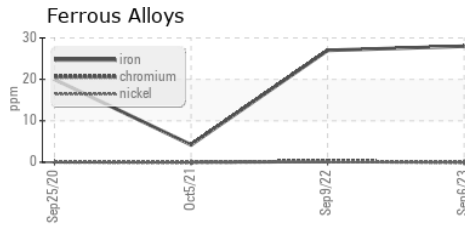
VISUAL	method	limit/base	current	history1	history2
White Metal	scalar	*Visual	NONE	NONE	NONE
Yellow Metal	scalar	*Visual	NONE	NONE	NONE
Precipitate	scalar	*Visual	NONE	NONE	NONE
Silt	scalar	*Visual	NONE	NONE	NONE
Debris	scalar	*Visual	NONE	NONE	NONE
Sand/Dirt	scalar	*Visual	NONE	NONE	NONE
Appearance	scalar	*Visual	NORML	NORML	NORML
Odor	scalar	*Visual	NORML	NORML	NORML
Emulsified Water	scalar	*Visual	>0.2	NEG	NEG
Free Water	scalar	*Visual		NEG	NEG

FLUID PROPERTIES	method	limit/base	current	history1	history2
Visc @ 40°C	cSt	ASTM D445	98.6	93.6	96.9

SAMPLE IMAGES	method	limit/base	current	history1	history2
---------------	--------	------------	---------	----------	----------



GRAPHS



Certificate L2367

Laboratory : WearCheck USA - 501 Madison Ave., Cary, NC 27513
Sample No. : RP0038777 **Received** : 28 Sep 2023
Lab Number : 05964241 **Diagnosed** : 29 Sep 2023
Unique Number : 10670792 **Diagnostician** : Wes Davis
Test Package : IND 2

To discuss this sample report, contact Customer Service at 1-800-237-1369.

* - Denotes test methods that are outside of the ISO 17025 scope of accreditation.

Statements of conformity to specifications are based on the simple acceptance decision rule (JCGM 106:2012)

VEOLIA WATER
 1 NEW BOSTON RD EXTENSION
 STURBRIDGE, MA
 US 01566
 Contact: WAYNE JOHNSON
 WAYNE.JOHNSON2@VEOLIA.COM
 T: (508)347-2514
 F: