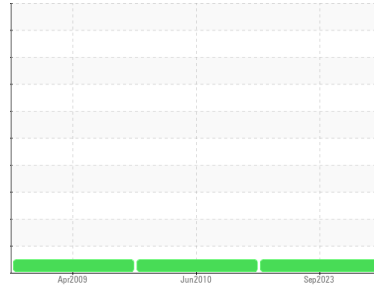




OIL ANALYSIS REPORT

Sample Rating Trend

NORMAL



Machine Id
CARRIER DFGS100575
 Component
Diesel Engine
 Fluid
CHEVRON 15W40 (--- QTS)

DIAGNOSIS

Recommendation

Resample at the next service interval to monitor.

Wear

All component wear rates are normal.

Contamination

There is no indication of any contamination in the oil.

Fluid Condition

The BN result indicates that there is suitable alkalinity remaining in the oil. The condition of the oil is suitable for further service.

SAMPLE INFORMATION		method	limit/base	current	history1	history2
Sample Number	Client Info			WC0847147	WCMF886430	WCMF408601
Sample Date	Client Info			22 Sep 2023	08 Jun 2010	10 Apr 2009
Machine Age	hrs	Client Info		16345	5378	2
Oil Age	hrs	Client Info		1500	1500	0
Oil Changed	Client Info			Changed	Changed	Changed
Sample Status				NORMAL	NORMAL	NORMAL

CONTAMINATION		method	limit/base	current	history1	history2
Fuel	WC Method	>4.0		<1.0	<1.0	<1.0
Glycol	WC Method			NEG	NEG	NEG

WEAR METALS		method	limit/base	current	history1	history2
Iron	ppm	ASTM D5185m	>120	14	6	29
Chromium	ppm	ASTM D5185m	>10	<1	<1	1
Nickel	ppm	ASTM D5185m	>5	0	1	0
Titanium	ppm	ASTM D5185m		0	0	0
Silver	ppm	ASTM D5185m	>5	0	0	0
Aluminum	ppm	ASTM D5185m	>20	9	5	8
Lead	ppm	ASTM D5185m	>40	<1	<1	0
Copper	ppm	ASTM D5185m	>300	<1	<1	6
Tin	ppm	ASTM D5185m	>10	<1	<1	0
Antimony	ppm	ASTM D5185m		---	1	<1
Vanadium	ppm	ASTM D5185m		0	0	0
Cadmium	ppm	ASTM D5185m		0	0	0

ADDITIVES		method	limit/base	current	history1	history2
Boron	ppm	ASTM D5185m		323	114	14
Barium	ppm	ASTM D5185m		0	0	0
Molybdenum	ppm	ASTM D5185m		151	84	33
Manganese	ppm	ASTM D5185m		<1	2	0
Magnesium	ppm	ASTM D5185m		698	117	34
Calcium	ppm	ASTM D5185m		1711	2847	3799
Phosphorus	ppm	ASTM D5185m		759	1508	1250
Zinc	ppm	ASTM D5185m		996	1227	1426
Sulfur	ppm	ASTM D5185m		2943	3378	5365

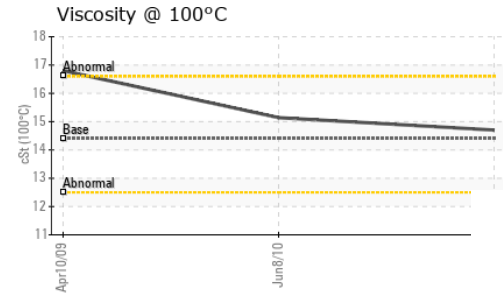
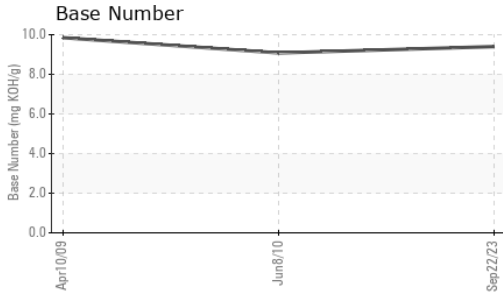
CONTAMINANTS		method	limit/base	current	history1	history2
Silicon	ppm	ASTM D5185m	>25	5	2	4
Sodium	ppm	ASTM D5185m	>50	3	<1	4
Potassium	ppm	ASTM D5185m	>20	1	4	<1

INFRA-RED		method	limit/base	current	history1	history2
Soot %	%	*ASTM D7844		0.5	0	0.4
Nitration	Abs/cm	*ASTM D7624	>20	10.7	10.	9.
Sulfation	Abs/.1mm	*ASTM D7415	>30	26.5	22.	19.

FLUID DEGRADATION		method	limit/base	current	history1	history2
Oxidation	Abs/.1mm	*ASTM D7414	>25	24.2	18.	16.
Base Number (BN)	mg KOH/g	ASTM D2896		9.4	9.08	9.85



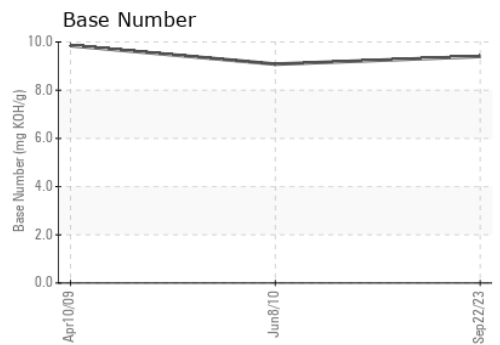
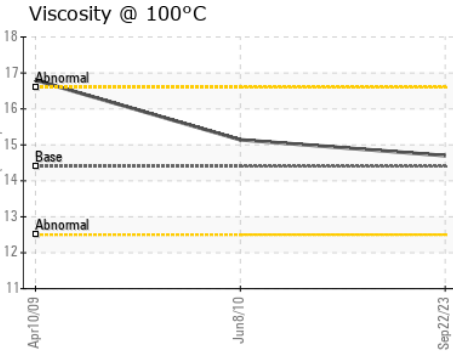
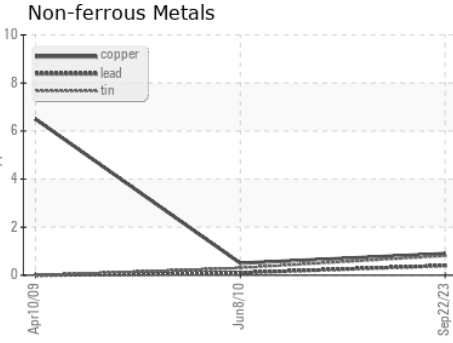
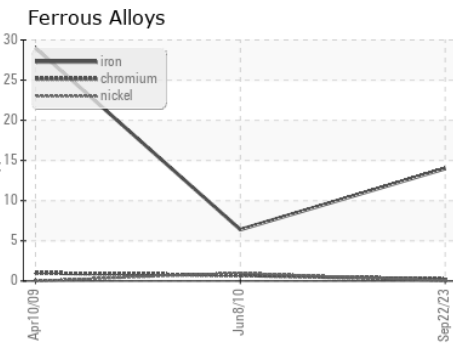
OIL ANALYSIS REPORT



VISUAL	method	limit/base	current	history1	history2
White Metal	scalar	*Visual	NONE	NONE	NONE
Yellow Metal	scalar	*Visual	NONE	NONE	NONE
Precipitate	scalar	*Visual	NONE	NONE	NONE
Silt	scalar	*Visual	NONE	NONE	NONE
Debris	scalar	*Visual	NONE	NONE	NONE
Sand/Dirt	scalar	*Visual	NONE	NONE	NONE
Appearance	scalar	*Visual	NORML	NORML	NORML
Odor	scalar	*Visual	NORML	NORML	NORML
Emulsified Water	scalar	*Visual	>0.1	NEG	NEG
Free Water	scalar	*Visual		NEG	NEG

FLUID PROPERTIES	method	limit/base	current	history1	history2
Visc @ 100°C	cSt	ASTM D445	14.4	14.7	15.14 ▲ 16.8

GRAPHS



Certificate L2367

Laboratory : WearCheck USA - 501 Madison Ave., Cary, NC 27513
Sample No. : WC0847147 **Received** : 29 Sep 2023
Lab Number : **05964473** **Diagnosed** : 29 Sep 2023
Unique Number : 10671024 **Diagnostician** : Wes Davis
Test Package : FLEET

DOLE FRESH FRUIT
 PO BOX 1689
 GULFPORT, MS
 US 39502

Contact: JORDAN JOHNSTON
 jordan.johnston@dole.com

T:
 F: (228)867-2970

To discuss this sample report, contact Customer Service at 1-800-237-1369.

* - Denotes test methods that are outside of the ISO 17025 scope of accreditation.

Statements of conformity to specifications are based on the simple acceptance decision rule (JCGM 106:2012)