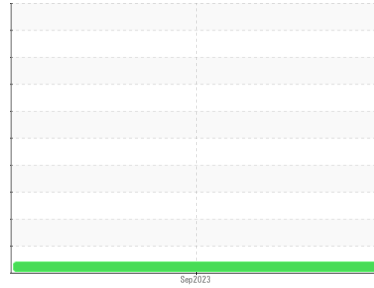




PROBLEM SUMMARY

Sample Rating Trend



VISCOSITY



Machine Id
SZLG232586

Component
Diesel Engine

Fluid
DIESEL ENGINE OIL SAE 15W40 (--- QTS)

COMPONENT CONDITION SUMMARY

▲ Viscosity @ 100°C



RECOMMENDATION

Oil and filter change at the time of sampling has been noted. Resample at the next service interval to monitor.

PROBLEMATIC TEST RESULTS

Sample Status				ATTENTION	---	---
Visc @ 100°C	cSt	ASTM D445	14.4	▲ 11.7	---	---

Customer Id: DOLGUL
Sample No.: WC0847083
Lab Number: 05964480
Test Package: FLEET



To manage this report scan the QR code

To discuss the diagnosis or test data:
Jonathan Hester +1 919-379-4092 x4092
jhester@wearcheckusa.com

To change component or sample information:
Customer Service +1 1-800-237-1369
customerservice@wearcheck.com

RECOMMENDED ACTIONS

Action	Status	Date	Done By	Description
Change Fluid	---	---	?	Oil and filter change at the time of sampling has been noted.
Change Filter	---	---	?	Oil and filter change at the time of sampling has been noted.

HISTORICAL DIAGNOSIS



OIL ANALYSIS REPORT

Sample Rating Trend



VISCOSITY



Machine Id

SZLG232586

Component

Diesel Engine

Fluid

DIESEL ENGINE OIL SAE 15W40 (--- QTS)

DIAGNOSIS

▲ Recommendation

Oil and filter change at the time of sampling has been noted. Resample at the next service interval to monitor.

Wear

All component wear rates are normal.

Contamination

Fuel content negligible. There is no indication of any contamination in the oil.

▲ Fluid Condition

The oil viscosity is lower than normal. The BN result indicates that there is suitable alkalinity remaining in the oil. Confirm oil type.

SAMPLE INFORMATION

	method	limit/base	current	history1	history2
Sample Number	Client Info		WC0847083	---	---
Sample Date	Client Info		18 Sep 2023	---	---
Machine Age	hrs	Client Info	1446	---	---
Oil Age	hrs	Client Info	1446	---	---
Oil Changed	Client Info		Changed	---	---
Sample Status			ATTENTION	---	---

CONTAMINATION

	method	limit/base	current	history1	history2
Glycol	WC Method		NEG	---	---

WEAR METALS

	method	limit/base	current	history1	history2
Iron	ppm	ASTM D5185m >100	15	---	---
Chromium	ppm	ASTM D5185m >20	1	---	---
Nickel	ppm	ASTM D5185m >4	0	---	---
Titanium	ppm	ASTM D5185m	0	---	---
Silver	ppm	ASTM D5185m >3	0	---	---
Aluminum	ppm	ASTM D5185m >20	3	---	---
Lead	ppm	ASTM D5185m >40	0	---	---
Copper	ppm	ASTM D5185m >330	5	---	---
Tin	ppm	ASTM D5185m >15	<1	---	---
Vanadium	ppm	ASTM D5185m	0	---	---
Cadmium	ppm	ASTM D5185m	0	---	---

ADDITIVES

	method	limit/base	current	history1	history2
Boron	ppm	ASTM D5185m 250	110	---	---
Barium	ppm	ASTM D5185m 10	2	---	---
Molybdenum	ppm	ASTM D5185m 100	61	---	---
Manganese	ppm	ASTM D5185m	1	---	---
Magnesium	ppm	ASTM D5185m 450	428	---	---
Calcium	ppm	ASTM D5185m 3000	2064	---	---
Phosphorus	ppm	ASTM D5185m 1150	1049	---	---
Zinc	ppm	ASTM D5185m 1350	1313	---	---
Sulfur	ppm	ASTM D5185m 4250	3520	---	---

CONTAMINANTS

	method	limit/base	current	history1	history2
Silicon	ppm	ASTM D5185m >25	6	---	---
Sodium	ppm	ASTM D5185m >158	42	---	---
Potassium	ppm	ASTM D5185m >20	1	---	---
Fuel	%	ASTM D3524 >5	0.4	---	---

INFRA-RED

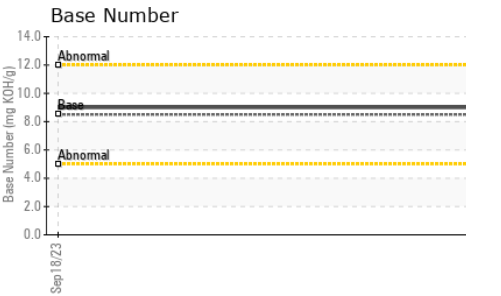
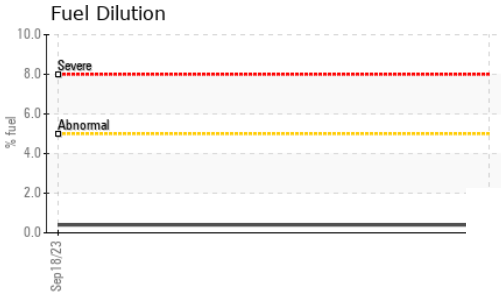
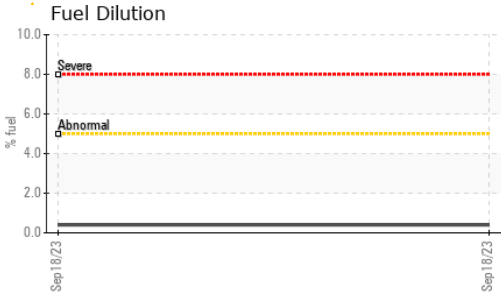
	method	limit/base	current	history1	history2
Soot %	%	*ASTM D7844 >3	0.1	---	---
Nitration	Abs/cm	*ASTM D7624 >20	7.4	---	---
Sulfation	Abs/.1mm	*ASTM D7415 >30	19.1	---	---

FLUID DEGRADATION

	method	limit/base	current	history1	history2
Oxidation	Abs/.1mm	*ASTM D7414 >25	15.9	---	---
Base Number (BN)	mg KOH/g	ASTM D2896 8.5	9.0	---	---



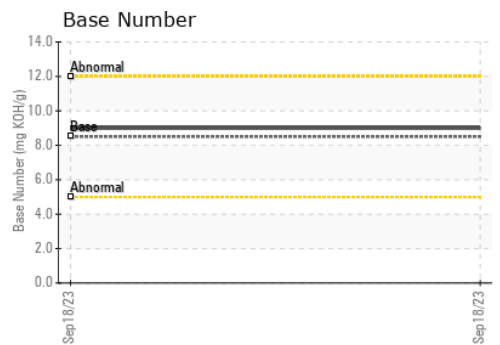
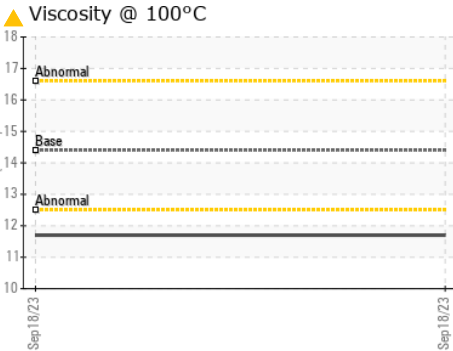


OIL ANALYSIS REPORT



VISUAL	method	limit/base	current	history1	history2	
White Metal	scalar	*Visual	NONE	NONE	---	---
Yellow Metal	scalar	*Visual	NONE	NONE	---	---
Precipitate	scalar	*Visual	NONE	NONE	---	---
Silt	scalar	*Visual	NONE	NONE	---	---
Debris	scalar	*Visual	NONE	NONE	---	---
Sand/Dirt	scalar	*Visual	NONE	NONE	---	---
Appearance	scalar	*Visual	NORML	NORML	---	---
Odor	scalar	*Visual	NORML	NORML	---	---
Emulsified Water	scalar	*Visual	>0.2	NEG	---	---
Free Water	scalar	*Visual		NEG	---	---

FLUID PROPERTIES	method	limit/base	current	history1	history2	
Visc @ 100°C	cSt	ASTM D445	14.4	▲ 11.7	---	---

GRAPHS



Certificate L2367

Laboratory : WearCheck USA - 501 Madison Ave., Cary, NC 27513
Sample No. : WC0847083 **Received** : 29 Sep 2023
Lab Number : 05964480 **Diagnosed** : 03 Oct 2023
Unique Number : 10671031 **Diagnostician** : Jonathan Hester
Test Package : FLEET (Additional Tests: FuelDilution, PercentFuel)

To discuss this sample report, contact Customer Service at 1-800-237-1369.

* - Denotes test methods that are outside of the ISO 17025 scope of accreditation.

Statements of conformity to specifications are based on the simple acceptance decision rule (JCGM 106:2012)

DOLE FRESH FRUIT
 PO BOX 1689
 GULFPORT, MS
 US 39502
 Contact: JORDAN JOHNSTON
 jordan.johnston@dole.com
 T:
 F: (228)867-2970