



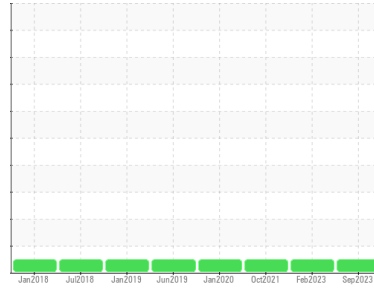
OIL ANALYSIS REPORT

Sample Rating Trend

NORMAL



Area
CHEMLUBE PLUS 10
 Machine Id
CURTIS 05E100001 - US PLASTICS
 Component
Compressor



DIAGNOSIS

Recommendation

Resample at the next service interval to monitor.

Wear

All component wear rates are normal.

Contamination

There is no indication of any contamination in the oil.

Fluid Condition

The AN level is acceptable for this fluid. The condition of the oil is suitable for further service.

SAMPLE INFORMATION

	method	limit/base	current	history1	history2
Sample Number	Client Info		UCH05965470	UCH05774924	UCH05397663
Sample Date	Client Info		26 Sep 2023	10 Feb 2023	29 Oct 2021
Machine Age	hrs	Client Info	54686	51462	44614
Oil Age	hrs	Client Info	0	0	0
Oil Changed	Client Info		Changed	Not Changd	N/A
Sample Status			NORMAL	NORMAL	NORMAL

WEAR METALS

	method	limit/base	current	history1	history2
Iron	ppm	ASTM D5185m >50	<1	<1	<1
Chromium	ppm	ASTM D5185m >10	0	0	0
Nickel	ppm	ASTM D5185m	0	0	0
Titanium	ppm	ASTM D5185m	0	0	0
Silver	ppm	ASTM D5185m	0	0	0
Aluminum	ppm	ASTM D5185m >25	2	<1	0
Lead	ppm	ASTM D5185m >25	0	0	1
Copper	ppm	ASTM D5185m >50	3	<1	<1
Tin	ppm	ASTM D5185m >15	<1	<1	1
Antimony	ppm	ASTM D5185m	---	---	<1
Vanadium	ppm	ASTM D5185m	0	0	<1
Cadmium	ppm	ASTM D5185m	0	0	0

ADDITIVES

	method	limit/base	current	history1	history2
Boron	ppm	ASTM D5185m 0.1	0	0	0
Barium	ppm	ASTM D5185m 0.8	13	0	1
Molybdenum	ppm	ASTM D5185m 0	0	0	<1
Manganese	ppm	ASTM D5185m 0.9	<1	0	0
Magnesium	ppm	ASTM D5185m 0	3	0	0
Calcium	ppm	ASTM D5185m 0	1	0	0
Phosphorus	ppm	ASTM D5185m 409	165	154	90
Zinc	ppm	ASTM D5185m 0	66	24	51
Sulfur	ppm	ASTM D5185m 1290	385	443	422

CONTAMINANTS

	method	limit/base	current	history1	history2
Silicon	ppm	ASTM D5185m >25	<1	0	2
Sodium	ppm	ASTM D5185m	1	<1	8
Potassium	ppm	ASTM D5185m >20	<1	0	0

FLUID DEGRADATION

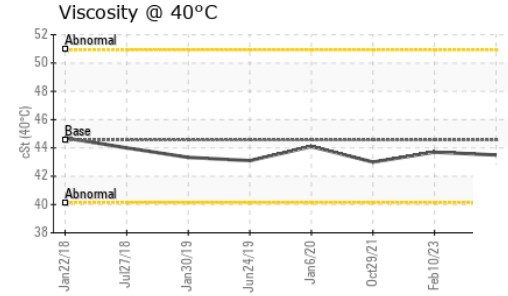
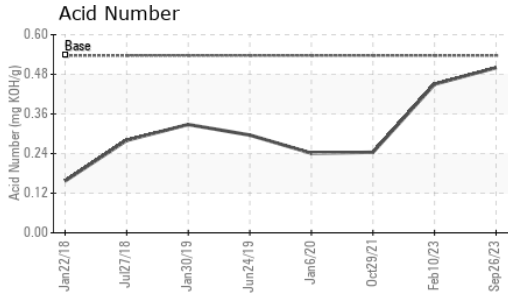
	method	limit/base	current	history1	history2
Acid Number (AN)	mg KOH/g	ASTM D8045 0.537	0.50	0.45	0.244

VISUAL

	method	limit/base	current	history1	history2
White Metal	scalar	*Visual NONE	NONE	NONE	NONE
Yellow Metal	scalar	*Visual NONE	NONE	NONE	NONE
Precipitate	scalar	*Visual NONE	NONE	NONE	NONE
Silt	scalar	*Visual NONE	NONE	NONE	NONE
Debris	scalar	*Visual NONE	NONE	NONE	VLITE
Sand/Dirt	scalar	*Visual NONE	NONE	NONE	NONE
Appearance	scalar	*Visual NORML	NORML	NORML	NORML
Odor	scalar	*Visual NORML	NORML	NORML	NORML
Emulsified Water	scalar	*Visual >0.1	NEG	NEG	NEG
Free Water	scalar	*Visual	NEG	NEG	NEG




OIL ANALYSIS REPORT

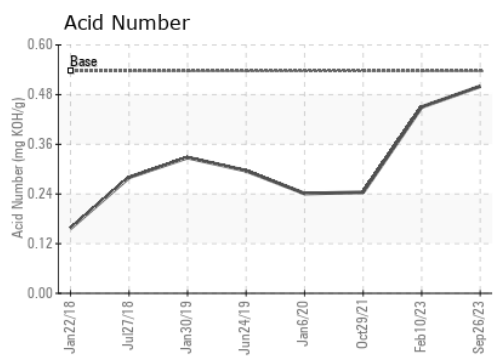
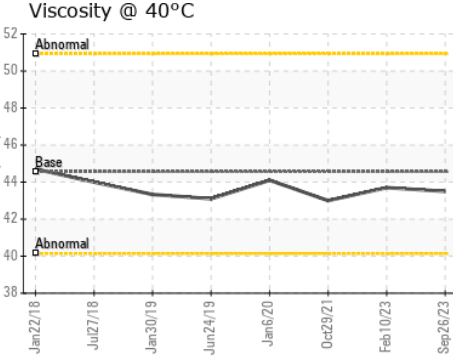
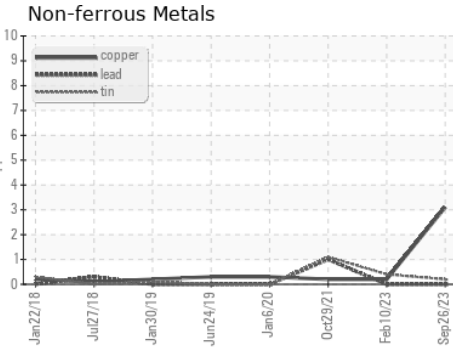
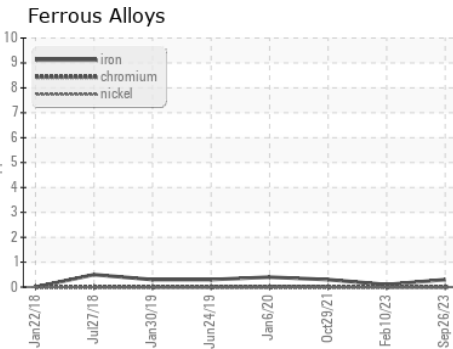


FLUID PROPERTIES	method	limit/base	current	history1	history2	
Visc @ 40°C	cSt	ASTM D445	44.56	43.5	43.7	43.0

SAMPLE IMAGES	method	limit/base	current	history1	history2
---------------	--------	------------	---------	----------	----------



GRAPHS



Laboratory : WearCheck USA - 501 Madison Ave., Cary, NC 27513
Sample No. : UCH05965470 **Received** : 29 Sep 2023
Lab Number : **05965470** **Diagnosed** : 02 Oct 2023
Unique Number : 10672021 **Diagnostician** : Don Baldrige
Test Package : IND 2

AIR HANDLING EQUIPMENT INC
 1389 RIVERSIDE DR
 SIDNEY, OH
 US 45365
 Contact: CRISTI CURL
 cristi@ahequip.net
 T:
 F: (937)492-3147

Certificate L2367
 To discuss this sample report, contact Customer Service at 1-800-237-1369.
 * - Denotes test methods that are outside of the ISO 17025 scope of accreditation.
 Statements of conformity to specifications are based on the simple acceptance decision rule (JCGM 106:2012)