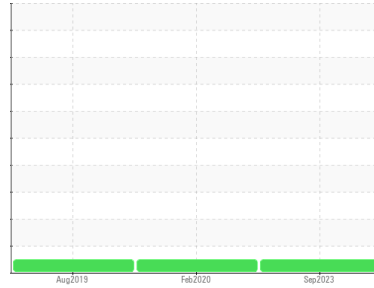


OIL ANALYSIS REPORT

Sample Rating Trend

NORMAL


Machine Id
HITACHI ZX135LC-6N HCMDAT60J00200241 - EVAL
 Component
Swing Drive Gear Case
 Fluid
JOHN DEERE GL-5 80W90 (--- GAL)

DIAGNOSIS
Recommendation

Resample at the next service interval to monitor.

Wear

All component wear rates are normal.

Contamination

There is no indication of any contamination in the oil.

Fluid Condition

The condition of the oil is acceptable for the time in service.

SAMPLE INFORMATION		method	limit/base	current	history1	history2
Sample Number	Client Info			JR0180133	JR0034759	JR0015899
Sample Date	Client Info			28 Sep 2023	24 Feb 2020	02 Aug 2019
Machine Age	hrs	Client Info		3056	988	453
Oil Age	hrs	Client Info		1056	988	453
Oil Changed	Client Info			Changed	N/A	Not Changd
Sample Status				NORMAL	NORMAL	NORMAL

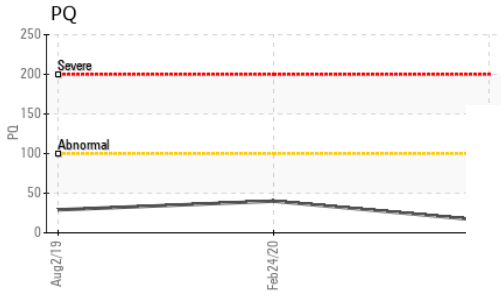
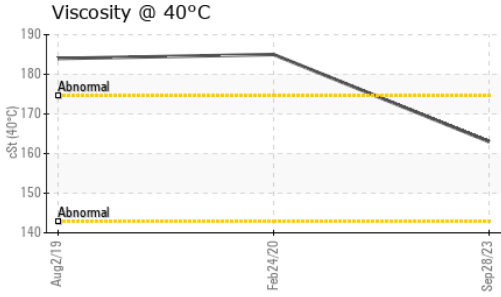
WEAR METALS		method	limit/base	current	history1	history2
PQ		ASTM D8184		15	40	29
Iron	ppm	ASTM D5185m	>200	96	79	60
Chromium	ppm	ASTM D5185m	>10	<1	1	1
Nickel	ppm	ASTM D5185m	>10	0	<1	0
Titanium	ppm	ASTM D5185m		0	0	0
Silver	ppm	ASTM D5185m		0	<1	0
Aluminum	ppm	ASTM D5185m		5	1	1
Lead	ppm	ASTM D5185m		0	0	<1
Copper	ppm	ASTM D5185m		0	<1	<1
Tin	ppm	ASTM D5185m		0	0	0
Antimony	ppm	ASTM D5185m	>5	---	2	0
Vanadium	ppm	ASTM D5185m		0	0	0
Cadmium	ppm	ASTM D5185m		0	0	0

ADDITIVES		method	limit/base	current	history1	history2
Boron	ppm	ASTM D5185m		69	50	49
Barium	ppm	ASTM D5185m		0	10	8
Molybdenum	ppm	ASTM D5185m		0	0	<1
Manganese	ppm	ASTM D5185m		2	2	2
Magnesium	ppm	ASTM D5185m		6	<1	<1
Calcium	ppm	ASTM D5185m		29	6	7
Phosphorus	ppm	ASTM D5185m		641	474	436
Zinc	ppm	ASTM D5185m		19	19	17
Sulfur	ppm	ASTM D5185m		18359	12684	12657

CONTAMINANTS		method	limit/base	current	history1	history2
Silicon	ppm	ASTM D5185m		15	31	28
Sodium	ppm	ASTM D5185m		<1	<1	<1
Potassium	ppm	ASTM D5185m	>20	0	0	0

VISUAL		method	limit/base	current	history1	history2
White Metal	scalar	*Visual	NONE	NONE	NONE	NONE
Yellow Metal	scalar	*Visual	NONE	NONE	NONE	NONE
Precipitate	scalar	*Visual	NONE	NONE	NONE	NONE
Silt	scalar	*Visual	NONE	NONE	NONE	NONE
Debris	scalar	*Visual	NONE	NONE	NONE	NONE
Sand/Dirt	scalar	*Visual	NONE	NONE	NONE	NONE
Appearance	scalar	*Visual	NORML	NORML	NORML	NORML
Odor	scalar	*Visual	NORML	NORML	NORML	NORML
Emulsified Water	scalar	*Visual	>0.2	NEG	NEG	NEG
Free Water	scalar	*Visual		NEG	NEG	NEG

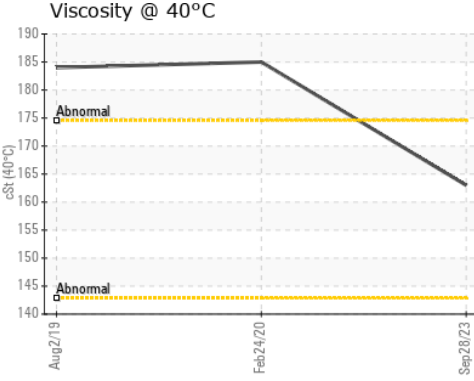
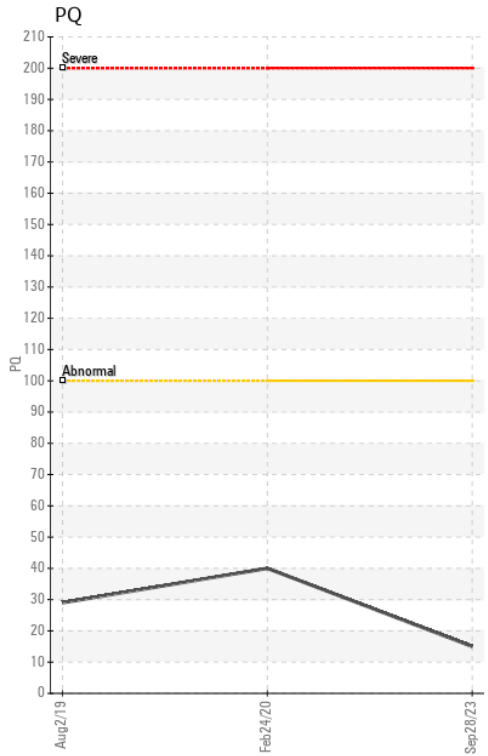
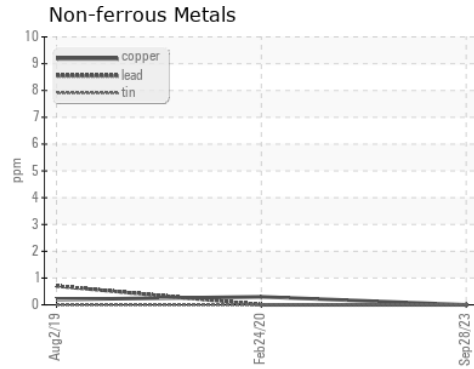
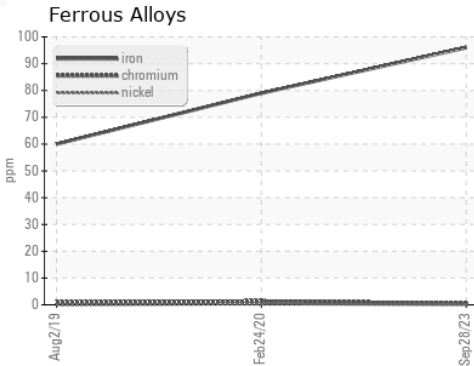
OIL ANALYSIS REPORT



FLUID PROPERTIES	method	limit/base	current	history1	history2
Visc @ 40°C	cSt	ASTM D445	163	185	184

SAMPLE IMAGES	method	limit/base	current	history1	history2
Color				no image	no image
Bottom				no image	no image

GRAPHS



Laboratory : WearCheck USA - 501 Madison Ave., Cary, NC 27513
Sample No. : JR0180133 **Received** : 29 Sep 2023
Lab Number : 05965607 **Diagnosed** : 02 Oct 2023
Unique Number : 10672158 **Diagnostician** : Don Baldrige
Test Package : CONST (Additional Tests: PQ)

JRE - ASHLAND
 11047 LEADBETTER RD
 ASHLAND, VA
 US 23005
 Contact: DAVID ZIEG
 dzieg@jamesriverequipment.com
 T: (804)798-6001
 F: (804)798-0292

To discuss this sample report, contact Customer Service at 1-800-237-1369.

* - Denotes test methods that are outside of the ISO 17025 scope of accreditation.

Statements of conformity to specifications are based on the simple acceptance decision rule (JCGM 106:2012)