



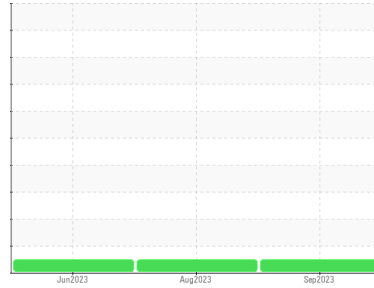
OIL ANALYSIS REPORT

Sample Rating Trend

NORMAL



Machine Id
CATERPILLAR D6 LGP 10039 (S/N KEW01125)
 Component
Transmission (Manual)
 Fluid
TDTO FLUID SAE 30 (--- GAL)



DIAGNOSIS

Recommendation

Resample at the next service interval to monitor.

Wear

All component wear rates are normal.

Contamination

There is no indication of any contamination in the fluid.

Fluid Condition

The condition of the fluid is acceptable for the time in service.

SAMPLE INFORMATION

	method	limit/base	current	history1	history2
Sample Number	Client Info		WC0831340	WC0837185	WC0816243
Sample Date	Client Info		18 Sep 2023	10 Aug 2023	28 Jun 2023
Machine Age	hrs	Client Info	1701	1207	558
Oil Age	hrs	Client Info	494	1207	558
Oil Changed	Client Info		Not Chngd	Changed	Not Chngd
Sample Status			NORMAL	NORMAL	NORMAL

WEAR METALS

	method	limit/base	current	history1	history2
Iron	ppm	ASTM D5185m >200	6	11	8
Chromium	ppm	ASTM D5185m >5	0	0	<1
Nickel	ppm	ASTM D5185m >5	0	0	0
Titanium	ppm	ASTM D5185m	0	0	0
Silver	ppm	ASTM D5185m >7	0	0	0
Aluminum	ppm	ASTM D5185m >25	2	1	2
Lead	ppm	ASTM D5185m >45	<1	<1	<1
Copper	ppm	ASTM D5185m >225	4	7	5
Tin	ppm	ASTM D5185m >10	0	<1	<1
Vanadium	ppm	ASTM D5185m	0	0	0
Cadmium	ppm	ASTM D5185m	0	0	0

ADDITIVES

	method	limit/base	current	history1	history2
Boron	ppm	ASTM D5185m 37	8	3	0
Barium	ppm	ASTM D5185m 7	0	3	<1
Molybdenum	ppm	ASTM D5185m 5	2	<1	<1
Manganese	ppm	ASTM D5185m	<1	<1	<1
Magnesium	ppm	ASTM D5185m 40	26	11	14
Calcium	ppm	ASTM D5185m 2650	3146	3111	3119
Phosphorus	ppm	ASTM D5185m 1050	973	1068	1052
Zinc	ppm	ASTM D5185m 1075	1169	1278	1330
Sulfur	ppm	ASTM D5185m 5750	4388	7443	8101

CONTAMINANTS

	method	limit/base	current	history1	history2
Silicon	ppm	ASTM D5185m >125	8	13	11
Sodium	ppm	ASTM D5185m	0	0	3
Potassium	ppm	ASTM D5185m >20	1	2	<1

VISUAL

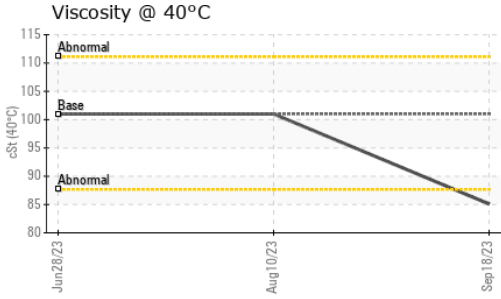
	method	limit/base	current	history1	history2
White Metal	scalar	*Visual NONE	NONE	NONE	NONE
Yellow Metal	scalar	*Visual NONE	NONE	NONE	NONE
Precipitate	scalar	*Visual NONE	NONE	NONE	NONE
Silt	scalar	*Visual NONE	NONE	NONE	NONE
Debris	scalar	*Visual NONE	NONE	NONE	NONE
Sand/Dirt	scalar	*Visual NONE	NONE	NONE	NONE
Appearance	scalar	*Visual NORML	NORML	NORML	NORML
Odor	scalar	*Visual NORML	NORML	NORML	NORML
Emulsified Water	scalar	*Visual >0.1	NEG	NEG	NEG
Free Water	scalar	*Visual	NEG	NEG	NEG

FLUID PROPERTIES

	method	limit/base	current	history1	history2
Visc @ 40°C	cSt	ASTM D445 101	85.1	101	101

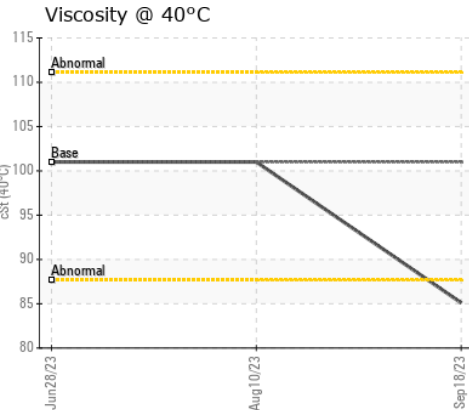
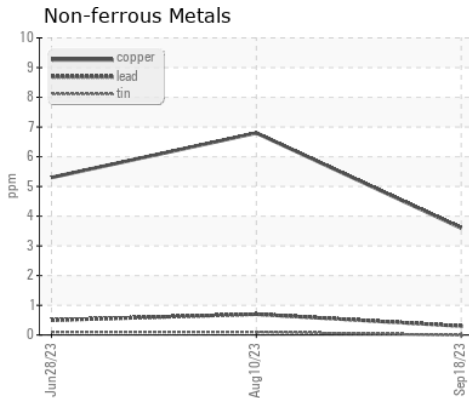
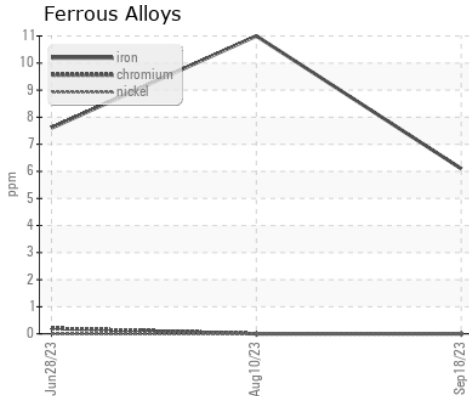


OIL ANALYSIS REPORT



SAMPLE IMAGES	method	limit/base	current	history1	history2
Color			no image	no image	no image
Bottom			no image	no image	no image

GRAPHS



Certificate L2367

Laboratory : WearCheck USA - 501 Madison Ave., Cary, NC 27513
Sample No. : WC0831340 **Received** : 29 Sep 2023
Lab Number : 05965803 **Diagnosed** : 03 Oct 2023
Unique Number : 10672354 **Diagnostician** : Don Baldrige
Test Package : CONST

TRADER CONSTRUCTION CO.
 PO DRAWER 1578
 NEW BERN, NC
 US 28563
 Contact: MIKE WYATT
 mwyatt@traderconstruction.com
 T: (252)633-1399
 F: (252)638-4871

To discuss this sample report, contact Customer Service at 1-800-237-1369.

* - Denotes test methods that are outside of the ISO 17025 scope of accreditation.

Statements of conformity to specifications are based on the simple acceptance decision rule (JCGM 106:2012)