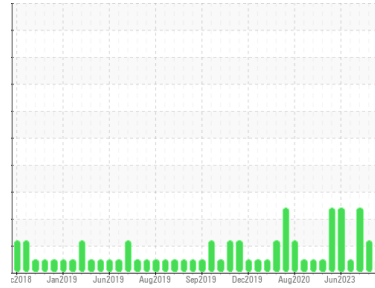




OIL ANALYSIS REPORT

Sample Rating Trend



NORMAL



Area
EDLTAY
Machine Id
TAYM03BE (S/N 1256582)
Component
Biogas Engine
Fluid
CHEVRON HDAX 6500 LFG GAS ENGINE OIL (180 GAL)



DIAGNOSIS

Recommendation

Resample at the next service interval to monitor.

Wear

All component wear rates are normal.

Contamination

There is no indication of any contamination in the oil.

Fluid Condition

The BN result indicates that there is suitable alkalinity remaining in the oil. The AN level is acceptable for this fluid. The condition of the oil is suitable for further service.

SAMPLE INFORMATION

	method	limit/base	current	history1	history2
Sample Number	Client Info		WC0788205	WC0788242	WC0788246
Sample Date	Client Info		26 Sep 2023	09 Aug 2023	01 Aug 2023
Machine Age	hrs	Client Info	5773	55664	55664
Oil Age	hrs	Client Info	43977	43977	11687
Oil Changed	Client Info		N/A	N/A	N/A
Sample Status			NORMAL	ABNORMAL	ABNORMAL

CONTAMINATION

	method	limit/base	current	history1	history2
Fuel	WC Method	>4.0	<1.0	<1.0	<1.0
Glycol	WC Method		NEG	NEG	NEG

WEAR METALS

	method	limit/base	current	history1	history2	
Iron	ppm	ASTM D5185m	>15	2	8	8
Chromium	ppm	ASTM D5185m	>4	<1	<1	<1
Nickel	ppm	ASTM D5185m	>2	0	<1	0
Titanium	ppm	ASTM D5185m		<1	0	0
Silver	ppm	ASTM D5185m	>5	0	0	0
Aluminum	ppm	ASTM D5185m	>6	<1	3	2
Lead	ppm	ASTM D5185m	>20	<1	<1	0
Copper	ppm	ASTM D5185m	>6	<1	2	2
Tin	ppm	ASTM D5185m	>4	4	5	4
Vanadium	ppm	ASTM D5185m		0	0	0
Cadmium	ppm	ASTM D5185m		0	0	0

ADDITIVES

	method	limit/base	current	history1	history2	
Boron	ppm	ASTM D5185m		0	0	0
Barium	ppm	ASTM D5185m		0	0	0
Molybdenum	ppm	ASTM D5185m		0	<1	<1
Manganese	ppm	ASTM D5185m		<1	<1	<1
Magnesium	ppm	ASTM D5185m		4	12	10
Calcium	ppm	ASTM D5185m		1885	1977	1983
Phosphorus	ppm	ASTM D5185m		288	305	291
Zinc	ppm	ASTM D5185m		347	397	401
Sulfur	ppm	ASTM D5185m		3764	5532	4746

CONTAMINANTS

	method	limit/base	current	history1	history2	
Silicon	ppm	ASTM D5185m	>181	8	14	9
Sodium	ppm	ASTM D5185m	>20	<1	7	5
Potassium	ppm	ASTM D5185m	>20	0	2	1

INFRA-RED

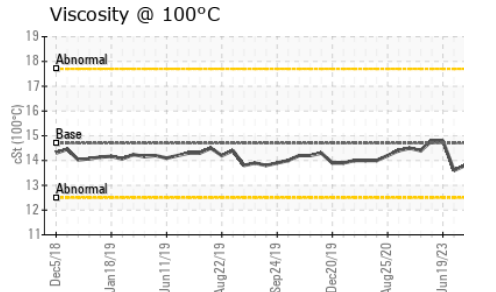
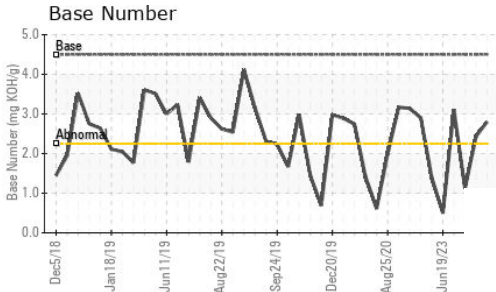
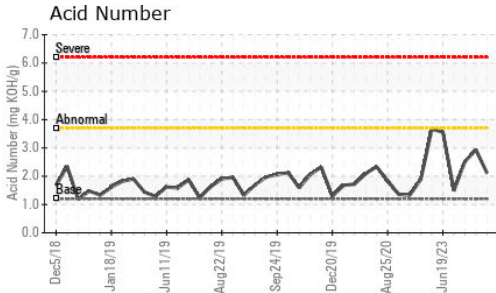
	method	limit/base	current	history1	history2	
Soot %	%	*ASTM D7844	>2	0	0	0
Nitration	Abs/cm	*ASTM D7624	>20	5.0	5.0	5.0
Sulfation	Abs./1mm	*ASTM D7415	>30	24.1	29.8	27.2

FLUID DEGRADATION

	method	limit/base	current	history1	history2	
Oxidation	Abs./1mm	*ASTM D7414	>25	11.0	13.6	12.6
Acid Number (AN)	mg KOH/g	ASTM D8045	1.2	2.11	▲ 2.93	▲ 2.52
Base Number (BN)	mg KOH/g	ASTM D2896	4.5	2.80	2.43	▲ 1.12



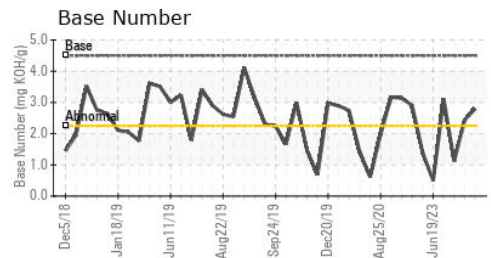
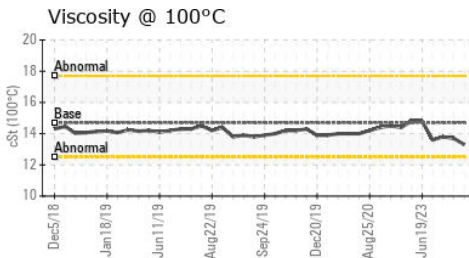
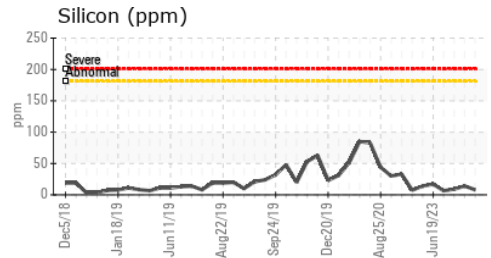
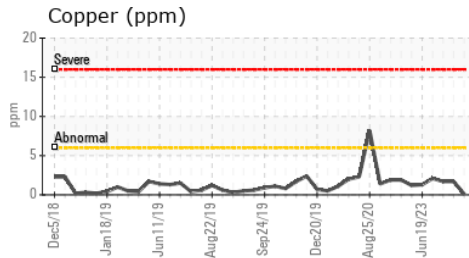
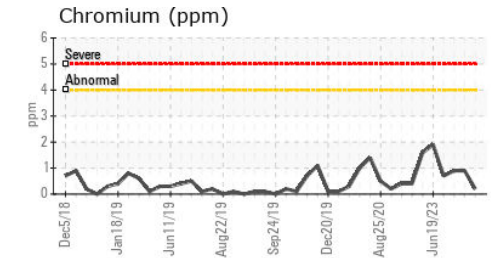
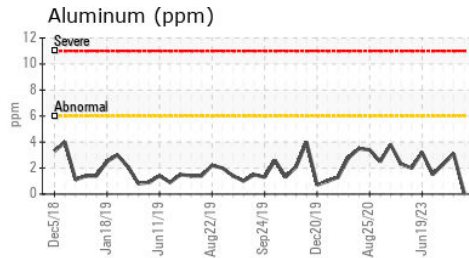
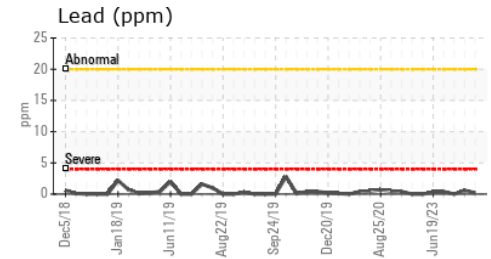
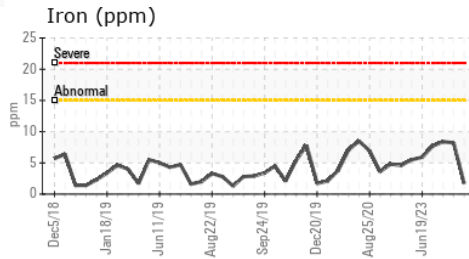
OIL ANALYSIS REPORT



VISUAL	method	limit/base	current	history1	history2
White Metal	scalar	*Visual	NONE	NONE	NONE
Yellow Metal	scalar	*Visual	NONE	NONE	NONE
Precipitate	scalar	*Visual	NONE	NONE	NONE
Silt	scalar	*Visual	NONE	NONE	NONE
Debris	scalar	*Visual	NONE	NONE	NONE
Sand/Dirt	scalar	*Visual	NONE	NONE	NONE
Appearance	scalar	*Visual	NORML	NORML	NORML
Odor	scalar	*Visual	NORML	NORML	NORML
Emulsified Water	scalar	*Visual	>.2	NEG	NEG
Free Water	scalar	*Visual		NEG	NEG

FLUID PROPERTIES	method	limit/base	current	history1	history2	
Visc @ 100°C	cSt	ASTM D445	14.7	13.3	13.7	13.8

GRAPHS



Certificate L2367

Laboratory : WearCheck USA - 501 Madison Ave., Cary, NC 27513
Sample No. : WC0788205 **Received** : 02 Oct 2023
Lab Number : 05966501 **Diagnosed** : 04 Oct 2023
Unique Number : 10673052 **Diagnostician** : Don Baldrige
Test Package : MOB 2

EDL NA Recips-Taylor County
 TAYLOR COUNTY POWER STATION, COUNTY ROAD 33 & STEWART ROAD
 MAUK, GA
 US 31058
 Contact: STEVEN BABB
 steven.babb@edlenergy.com

To discuss this sample report, contact Customer Service at 1-800-237-1369.

* - Denotes test methods that are outside of the ISO 17025 scope of accreditation.

Statements of conformity to specifications are based on the simple acceptance decision rule (JCGM 106:2012)

T:
F: