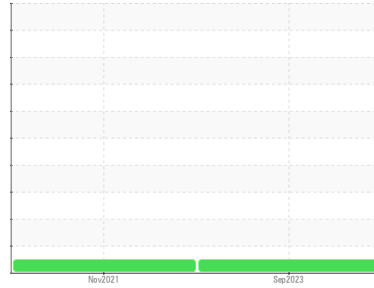


OIL ANALYSIS REPORT

Sample Rating Trend

NORMAL


Machine Id
JOHN DEERE 848L 1DW848LBLMF710505

Component
Rear Differential

Fluid
JOHN DEERE HY-GARD HYD/TRANS (--- QTS)

DIAGNOSIS
Recommendation

Resample at the next service interval to monitor.

Wear

All component wear rates are normal.

Contamination

There is no indication of any contamination in the oil.

Fluid Condition

The condition of the oil is acceptable for the time in service.

SAMPLE INFORMATION

	method	limit/base	current	history1	history2
Sample Number	Client Info		JR0179436	JR0107088	---
Sample Date	Client Info		29 Sep 2023	05 Nov 2021	---
Machine Age	hrs	Client Info	4185	551	---
Oil Age	hrs	Client Info	0	551	---
Oil Changed	Client Info		Changed	Changed	---
Sample Status			NORMAL	NORMAL	---

WEAR METALS

	method	limit/base	current	history1	history2
PQ	ASTM D8184		29	30	---
Iron	ppm	ASTM D5185m >500	29	23	---
Chromium	ppm	ASTM D5185m >10	<1	<1	---
Nickel	ppm	ASTM D5185m >10	0	0	---
Titanium	ppm	ASTM D5185m	<1	<1	---
Silver	ppm	ASTM D5185m	0	0	---
Aluminum	ppm	ASTM D5185m >25	3	1	---
Lead	ppm	ASTM D5185m >25	<1	<1	---
Copper	ppm	ASTM D5185m >100	8	6	---
Tin	ppm	ASTM D5185m >10	0	<1	---
Antimony	ppm	ASTM D5185m >5	---	0	---
Vanadium	ppm	ASTM D5185m	0	0	---
Cadmium	ppm	ASTM D5185m	0	0	---

ADDITIVES

	method	limit/base	current	history1	history2
Boron	ppm	ASTM D5185m 6	0	<1	---
Barium	ppm	ASTM D5185m 0	0	0	---
Molybdenum	ppm	ASTM D5185m 0	0	<1	---
Manganese	ppm	ASTM D5185m	6	5	---
Magnesium	ppm	ASTM D5185m 145	110	107	---
Calcium	ppm	ASTM D5185m 3570	3591	3514	---
Phosphorus	ppm	ASTM D5185m 1290	1108	1050	---
Zinc	ppm	ASTM D5185m 1640	1311	1256	---
Sulfur	ppm	ASTM D5185m	3729	3232	---

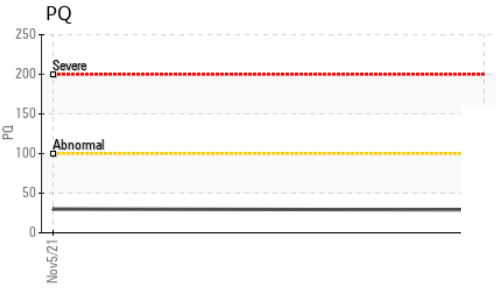
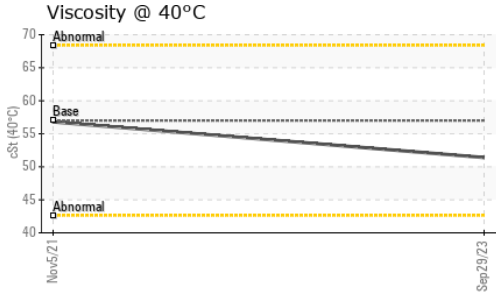
CONTAMINANTS

	method	limit/base	current	history1	history2
Silicon	ppm	ASTM D5185m >75	5	4	---
Sodium	ppm	ASTM D5185m	2	2	---
Potassium	ppm	ASTM D5185m >20	<1	0	---

VISUAL

	method	limit/base	current	history1	history2
White Metal	scalar	*Visual NONE	LIGHT	VLITE	---
Yellow Metal	scalar	*Visual NONE	NONE	NONE	---
Precipitate	scalar	*Visual NONE	NONE	NONE	---
Silt	scalar	*Visual NONE	NONE	NONE	---
Debris	scalar	*Visual NONE	NONE	NONE	---
Sand/Dirt	scalar	*Visual NONE	NONE	NONE	---
Appearance	scalar	*Visual NORML	NORML	NORML	---
Odor	scalar	*Visual NORML	NORML	NORML	---
Emulsified Water	scalar	*Visual >.2	NEG	NEG	---
Free Water	scalar	*Visual	NEG	NEG	---

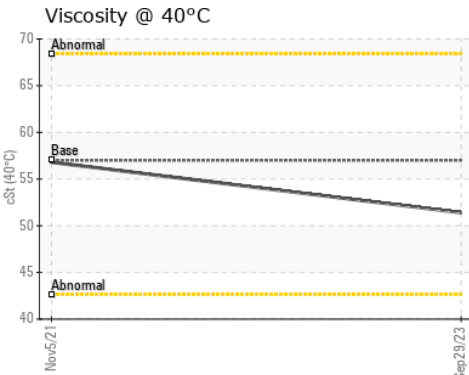
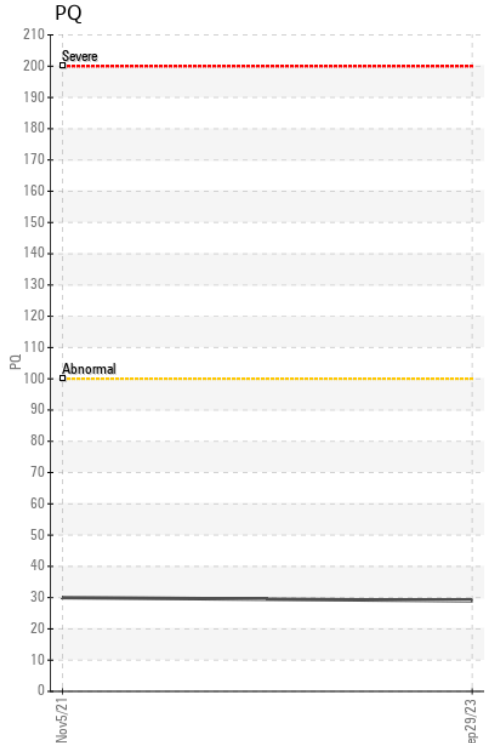
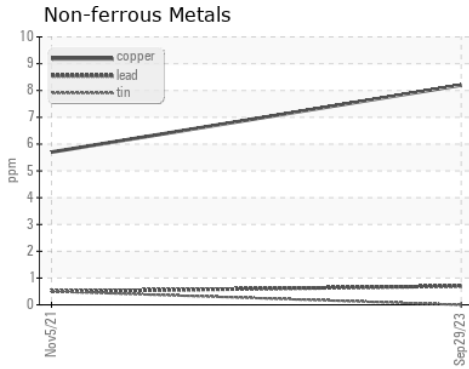
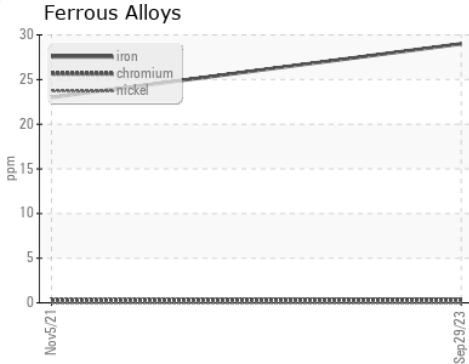
OIL ANALYSIS REPORT



FLUID PROPERTIES	method	limit/base	current	history1	history2	
Visc @ 40°C	cSt	ASTM D445	57.0	51.4	56.8	---

SAMPLE IMAGES	method	limit/base	current	history1	history2	
Color				no image	no image	no image
Bottom				no image	no image	no image

GRAPHS



Certificate L2367

Laboratory : WearCheck USA - 501 Madison Ave., Cary, NC 27513
Sample No. : JR0179436 **Received** : 04 Oct 2023
Lab Number : **05969188** **Diagnosed** : 06 Oct 2023
Unique Number : 10675739 **Diagnostician** : Don Baldrige
Test Package : CONST (Additional Tests: PQ)

To discuss this sample report, contact Customer Service at 1-800-237-1369.

* - Denotes test methods that are outside of the ISO 17025 scope of accreditation.

Statements of conformity to specifications are based on the simple acceptance decision rule (JCGM 106:2012)

JRE - ASHLAND
 11047 LEADBETTER RD
 ASHLAND, VA
 US 23005
 Contact: DAVID ZIEG
 dzieg@jamesriverequipment.com
 T: (804)798-6001
 F: (804)798-0292