



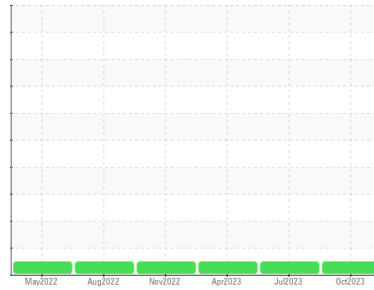
OIL ANALYSIS REPORT

Sample Rating Trend

NORMAL



Area
OKLAHOMA/102
Machine Id
20.527L [OKLAHOMA^102]
Component
Left Final Drive
Fluid
MOBIL MOBILTRANS HD 50 (--- GAL)



DIAGNOSIS

Recommendation

Resample at the next service interval to monitor. (Customer Sample Comment: 1916 hrs)

Wear

All component wear rates are normal.

Contamination

There is no indication of any contamination in the oil.

Fluid Condition

The condition of the oil is acceptable for the time in service.

SAMPLE INFORMATION

	method	limit/base	current	history1	history2
Sample Number	Client Info		WC0819847	WC0819902	WC0746765
Sample Date	Client Info		07 Oct 2023	29 Jul 2023	13 Apr 2023
Machine Age	hrs	Client Info	1916	1620	1042
Oil Age	hrs	Client Info	1916	1117	995
Oil Changed	Client Info		N/A	N/A	N/A
Sample Status			NORMAL	NORMAL	NORMAL

WEAR METALS

	method	limit/base	current	history1	history2
Iron	ppm	ASTM D5185m >800	176	160	108
Chromium	ppm	ASTM D5185m >10	2	2	2
Nickel	ppm	ASTM D5185m >5	<1	<1	0
Titanium	ppm	ASTM D5185m >15	<1	<1	<1
Silver	ppm	ASTM D5185m >2	0	5	0
Aluminum	ppm	ASTM D5185m >75	3	2	3
Lead	ppm	ASTM D5185m >10	0	0	0
Copper	ppm	ASTM D5185m >75	0	<1	<1
Tin	ppm	ASTM D5185m >8	0	0	0
Vanadium	ppm	ASTM D5185m	0	<1	0
Cadmium	ppm	ASTM D5185m	0	0	0

ADDITIVES

	method	limit/base	current	history1	history2
Boron	ppm	ASTM D5185m	2	<1	<1
Barium	ppm	ASTM D5185m	17	4	12
Molybdenum	ppm	ASTM D5185m	0	<1	<1
Manganese	ppm	ASTM D5185m	3	2	3
Magnesium	ppm	ASTM D5185m	9	9	20
Calcium	ppm	ASTM D5185m	3481	3365	3309
Phosphorus	ppm	ASTM D5185m	860	862	844
Zinc	ppm	ASTM D5185m	1165	1088	1084
Sulfur	ppm	ASTM D5185m	10239	11103	10972

CONTAMINANTS

	method	limit/base	current	history1	history2
Silicon	ppm	ASTM D5185m >400	31	31	30
Sodium	ppm	ASTM D5185m	4	4	4
Potassium	ppm	ASTM D5185m >20	2	<1	<1

VISUAL

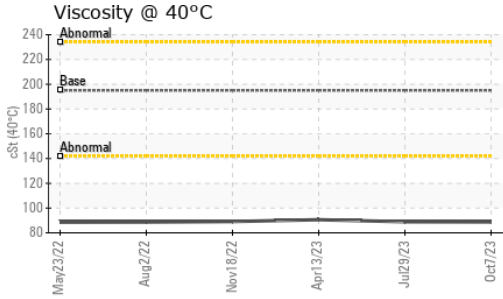
	method	limit/base	current	history1	history2
White Metal	scalar	*Visual NONE	NONE	NONE	NONE
Yellow Metal	scalar	*Visual NONE	NONE	NONE	NONE
Precipitate	scalar	*Visual NONE	NONE	NONE	NONE
Silt	scalar	*Visual NONE	NONE	LIGHT	NONE
Debris	scalar	*Visual NONE	NONE	NONE	NONE
Sand/Dirt	scalar	*Visual NONE	NONE	NONE	NONE
Appearance	scalar	*Visual NORML	NORML	NORML	NORML
Odor	scalar	*Visual NORML	NORML	NORML	NORML
Emulsified Water	scalar	*Visual >0.2	NEG	NEG	NEG
Free Water	scalar	*Visual	NEG	NEG	NEG

FLUID PROPERTIES

	method	limit/base	current	history1	history2
Visc @ 40°C	cSt	ASTM D445 195	88.8	88.9	90.6

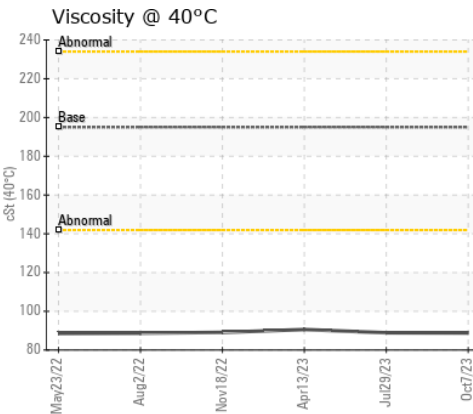
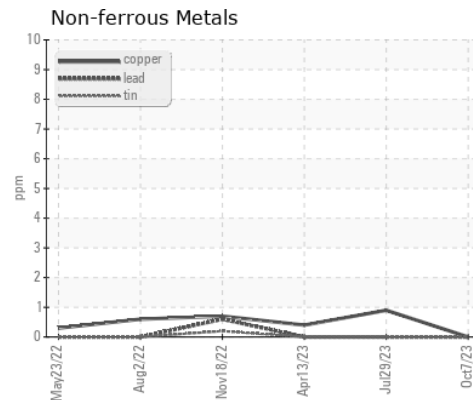
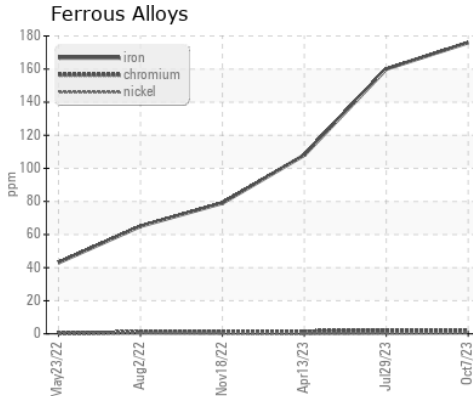


OIL ANALYSIS REPORT



SAMPLE IMAGES	method	limit/base	current	history1	history2
Color			no image	no image	no image
Bottom			no image	no image	no image

GRAPHS



Certificate L2367

Laboratory : WearCheck USA - 501 Madison Ave., Cary, NC 27513
Sample No. : WC0819847 **Received** : 16 Oct 2023
Lab Number : **05980050** **Diagnosed** : 18 Oct 2023
Unique Number : 10697345 **Diagnostician** : Don Baldrige
Test Package : CONST

SHERWOOD CONSTRUCTION CO INC
 3219 WEST MAY ST
 WICHITA, KS
 US 67213
 Contact: DOUG KING
 doug.king@sherwood.net
 T: (316)617-3161
 F: x:

To discuss this sample report, contact Customer Service at 1-800-237-1369.

* - Denotes test methods that are outside of the ISO 17025 scope of accreditation.

Statements of conformity to specifications are based on the simple acceptance decision rule (JCGM 106:2012)