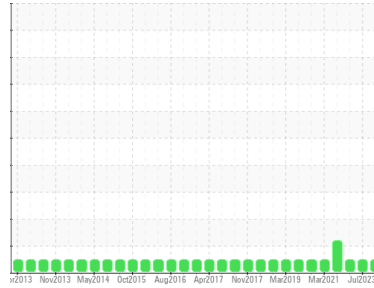




# OIL ANALYSIS REPORT

Sample Rating Trend

**NORMAL**



Area  
**ENGINE ROOM**  
Machine Id  
**RC14 (S/N 160303)**  
Component  
**Refrigeration Compressor**  
Fluid  
**CAMCO 717 HT (--- GAL)**

## DIAGNOSIS

### Recommendation

Resample at the next service interval to monitor.

### Wear

All component wear rates are normal.

### Contamination

There is no indication of any contamination in the oil.

### Fluid Condition

The condition of the oil is acceptable for the time in service.

## SAMPLE INFORMATION

method	limit/base	current	history1	history2	
Sample Number	Client Info	<b>WC0857522</b>	WC0835318	WC0797211	
Sample Date	Client Info	<b>07 Oct 2023</b>	10 Jul 2023	20 Apr 2023	
Machine Age	hrs	Client Info	<b>0</b>	0	2120
Oil Age	hrs	Client Info	<b>0</b>	0	0
Oil Changed	Client Info	<b>N/A</b>	N/A	N/A	
Sample Status		<b>NORMAL</b>	NORMAL	NORMAL	

## WEAR METALS

method	limit/base	current	history1	history2	
Iron	ppm	ASTM D5185m >8	<b>1</b>	<1	<1
Chromium	ppm	ASTM D5185m >2	<b>3</b>	0	0
Nickel	ppm	ASTM D5185m	<b>0</b>	0	0
Titanium	ppm	ASTM D5185m	<b>0</b>	<1	0
Silver	ppm	ASTM D5185m >2	<b>0</b>	0	0
Aluminum	ppm	ASTM D5185m >3	<b>0</b>	<1	0
Lead	ppm	ASTM D5185m >2	<b>0</b>	0	0
Copper	ppm	ASTM D5185m >8	<b>0</b>	0	0
Tin	ppm	ASTM D5185m >4	<b>0</b>	0	0
Vanadium	ppm	ASTM D5185m	<b>0</b>	<1	0
Cadmium	ppm	ASTM D5185m	<b>0</b>	0	0

## ADDITIVES

method	limit/base	current	history1	history2	
Boron	ppm	ASTM D5185m	<b>0</b>	0	0
Barium	ppm	ASTM D5185m	<b>0</b>	0	0
Molybdenum	ppm	ASTM D5185m	<b>0</b>	0	0
Manganese	ppm	ASTM D5185m	<b>0</b>	<1	<1
Magnesium	ppm	ASTM D5185m	<b>0</b>	0	0
Calcium	ppm	ASTM D5185m	<b>2</b>	0	0
Phosphorus	ppm	ASTM D5185m	<b>0</b>	1	3
Zinc	ppm	ASTM D5185m	<b>0</b>	0	0
Sulfur	ppm	ASTM D5185m	<b>0</b>	32	12

## CONTAMINANTS

method	limit/base	current	history1	history2	
Silicon	ppm	ASTM D5185m >15	<b>&lt;1</b>	<1	<1
Sodium	ppm	ASTM D5185m	<b>0</b>	<1	<1
Potassium	ppm	ASTM D5185m >20	<b>&lt;1</b>	0	0

## VISUAL

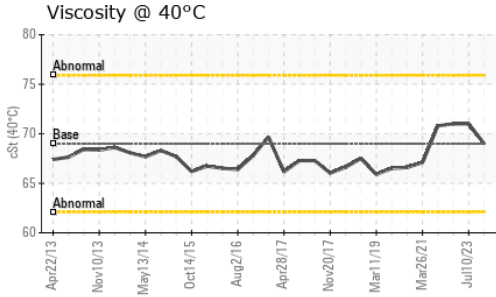
method	limit/base	current	history1	history2		
White Metal	scalar	*Visual	NONE	<b>NONE</b>	NONE	NONE
Yellow Metal	scalar	*Visual	NONE	<b>NONE</b>	NONE	NONE
Precipitate	scalar	*Visual	NONE	<b>NONE</b>	NONE	NONE
Silt	scalar	*Visual	NONE	<b>NONE</b>	NONE	NONE
Debris	scalar	*Visual	NONE	<b>NONE</b>	NONE	NONE
Sand/Dirt	scalar	*Visual	NONE	<b>NONE</b>	NONE	NONE
Appearance	scalar	*Visual	NORML	<b>NORML</b>	NORML	NORML
Odor	scalar	*Visual	NORML	<b>NORML</b>	NORML	NORML
Emulsified Water	scalar	*Visual	>0.01	<b>NEG</b>	NEG	NEG
Free Water	scalar	*Visual		<b>NEG</b>	NEG	NEG

## FLUID PROPERTIES

method	limit/base	current	history1	history2		
Visc @ 40°C	cSt	ASTM D445	69	<b>69.0</b>	71.0	71.0

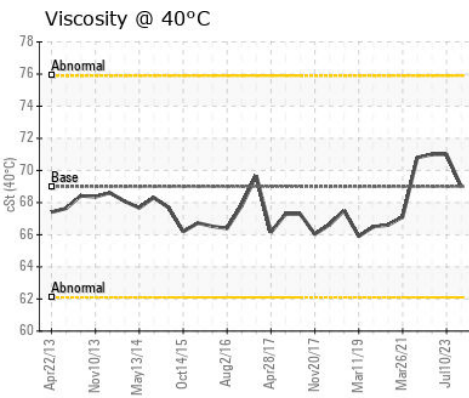
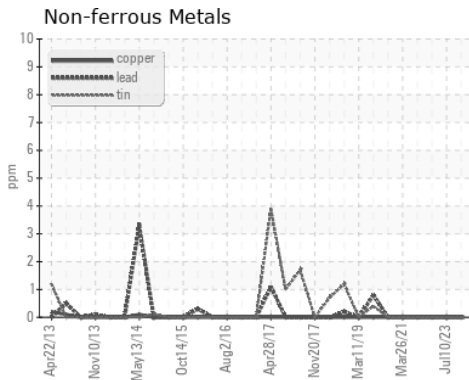
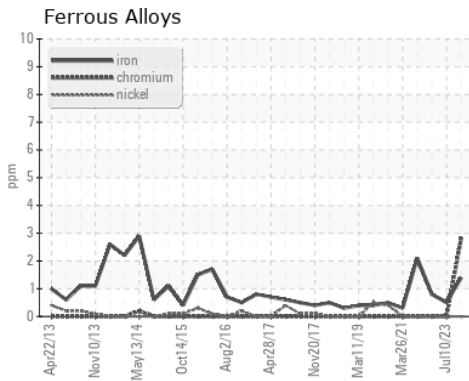


# OIL ANALYSIS REPORT



	SAMPLE IMAGES	method	limit/base	current	history1	history2
Color					no image	
Bottom					no image	

## GRAPHS



Certificate L2367

**Laboratory** : WearCheck USA - 501 Madison Ave., Cary, NC 27513  
**Sample No.** : WC0857522 **Received** : 16 Oct 2023  
**Lab Number** : **05980801** **Diagnosed** : 18 Oct 2023  
**Unique Number** : 10698096 **Diagnostician** : Jonathan Hester  
**Test Package** : IND 1

**LEPRINO FOODS-GREELEY**  
 1302 1ST AVE  
 GREELEY, CO  
 US 80631-5909  
 Contact: ERIC KLINE  
 EKLINE@LEPRINOFOODS.COM  
 T:  
 F: (970)347-5190

To discuss this sample report, contact Customer Service at 1-800-237-1369.  
 \* - Denotes test methods that are outside of the ISO 17025 scope of accreditation.  
 Statements of conformity to specifications are based on the simple acceptance decision rule (JCGM 106:2012)