

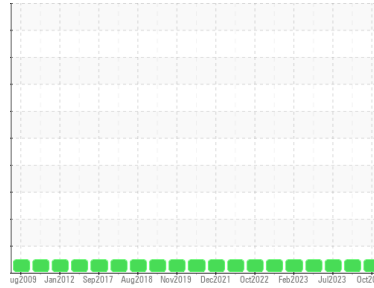


OIL ANALYSIS REPORT



Area
IRIG [622174]
 Machine Id
IRIG-GN-1101 IRIG-GN-1101 GENSET#1
 Component
Diesel Engine
 Fluid
CHEVRON DELO 400 MULTIGRADE 15W40 (40 GAL)

Sample Rating Trend



NORMAL



DIAGNOSIS

Recommendation

Resample at the next service interval to monitor.

Wear

All component wear rates are normal.

Contamination

There is no indication of any contamination in the oil.

Fluid Condition

The BN result indicates that there is suitable alkalinity remaining in the oil. The condition of the oil is suitable for further service.

SAMPLE INFORMATION

| | method | limit/base | current | history1 | history2 |
|---------------|-------------|-------------|--------------------|-------------|-------------|
| Sample Number | Client Info | | HLC0002168 | HLC0002818 | HLC0002742 |
| Sample Date | Client Info | | 22 Oct 2023 | 15 Sep 2023 | 30 Jul 2023 |
| Machine Age | hrs | Client Info | 8500 | 8030 | 7531 |
| Oil Age | hrs | Client Info | 500 | 500 | 500 |
| Oil Changed | Client Info | | Changed | Changed | N/A |
| Sample Status | | | NORMAL | NORMAL | NORMAL |

CONTAMINATION

| | method | limit/base | current | history1 | history2 |
|--------|-----------|------------|----------------|----------|----------|
| Fuel | WC Method | >5 | <1.0 | <1.0 | <1.0 |
| Glycol | WC Method | | NEG | NEG | NEG |

WEAR METALS

| | method | limit/base | current | history1 | history2 |
|----------|--------|------------------|--------------|----------|----------|
| Iron | ppm | ASTM D5185m >100 | 19 | 28 | 20 |
| Chromium | ppm | ASTM D5185m >20 | <1 | <1 | <1 |
| Nickel | ppm | ASTM D5185m >2 | 0 | 0 | 0 |
| Titanium | ppm | ASTM D5185m >2 | 0 | <1 | <1 |
| Silver | ppm | ASTM D5185m >2 | 0 | 0 | 0 |
| Aluminum | ppm | ASTM D5185m >25 | <1 | 3 | <1 |
| Lead | ppm | ASTM D5185m >40 | 0 | 0 | <1 |
| Copper | ppm | ASTM D5185m >330 | 1 | 1 | 1 |
| Tin | ppm | ASTM D5185m >15 | 0 | <1 | <1 |
| Vanadium | ppm | ASTM D5185m | 0 | <1 | <1 |
| Cadmium | ppm | ASTM D5185m | 0 | 0 | 0 |

ADDITIVES

| | method | limit/base | current | history1 | history2 |
|------------|--------|------------------|--------------|----------|----------|
| Boron | ppm | ASTM D5185m 151 | 69 | 67 | 68 |
| Barium | ppm | ASTM D5185m 0.4 | 0 | 0 | 0 |
| Molybdenum | ppm | ASTM D5185m 250 | <1 | <1 | 4 |
| Manganese | ppm | ASTM D5185m | <1 | <1 | <1 |
| Magnesium | ppm | ASTM D5185m 0 | 737 | 810 | 843 |
| Calcium | ppm | ASTM D5185m 2046 | 1383 | 1421 | 1449 |
| Phosphorus | ppm | ASTM D5185m 1043 | 773 | 751 | 780 |
| Zinc | ppm | ASTM D5185m 943 | 821 | 876 | 941 |
| Sulfur | ppm | ASTM D5185m 5012 | 2948 | 3196 | 3955 |

CONTAMINANTS

| | method | limit/base | current | history1 | history2 |
|-----------|--------|-----------------|----------|----------|----------|
| Silicon | ppm | ASTM D5185m >25 | 4 | 4 | 5 |
| Sodium | ppm | ASTM D5185m | 4 | 3 | 38 |
| Potassium | ppm | ASTM D5185m >20 | 4 | 1 | 5 |

INFRA-RED

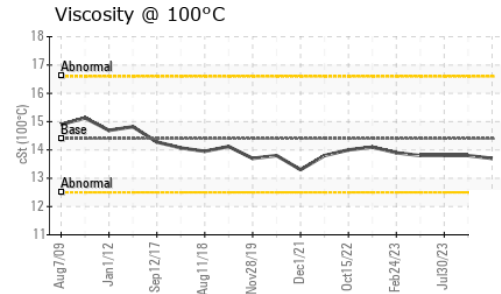
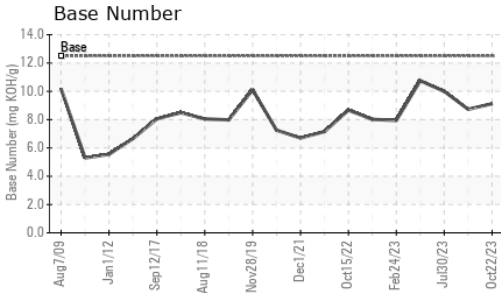
| | method | limit/base | current | history1 | history2 |
|-----------|----------|-----------------|-------------|----------|----------|
| Soot % | % | *ASTM D7844 >3 | 0.4 | 0.5 | 0.4 |
| Nitration | Abs/cm | *ASTM D7624 >20 | 9.2 | 9.1 | 9.3 |
| Sulfation | Abs/.1mm | *ASTM D7415 >30 | 19.8 | 19.6 | 19.4 |

FLUID DEGRADATION

| | method | limit/base | current | history1 | history2 |
|------------------|----------|-----------------|-------------|----------|----------|
| Oxidation | Abs/.1mm | *ASTM D7414 >25 | 14.9 | 14.6 | 13.9 |
| Base Number (BN) | mg KOH/g | ASTM D2896 12.5 | 9.12 | 8.73 | 10.00 |



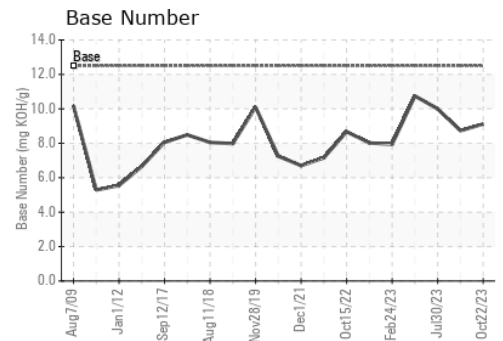
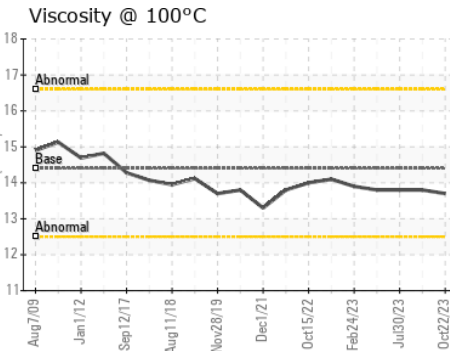
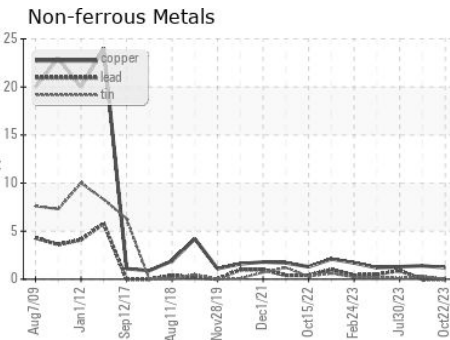
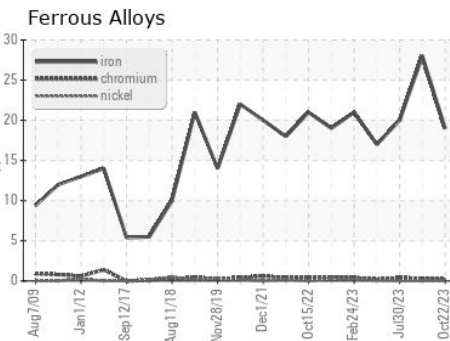
OIL ANALYSIS REPORT



| VISUAL | method | limit/base | current | history1 | history2 |
|------------------|--------|------------|---------|----------|----------|
| White Metal | scalar | *Visual | NONE | NONE | NONE |
| Yellow Metal | scalar | *Visual | NONE | NONE | NONE |
| Precipitate | scalar | *Visual | NONE | NONE | NONE |
| Silt | scalar | *Visual | NONE | NONE | NONE |
| Debris | scalar | *Visual | NONE | NONE | NONE |
| Sand/Dirt | scalar | *Visual | NONE | NONE | NONE |
| Appearance | scalar | *Visual | NORML | NORML | NORML |
| Odor | scalar | *Visual | NORML | NORML | NORML |
| Emulsified Water | scalar | *Visual | >0.2 | NEG | NEG |
| Free Water | scalar | *Visual | | NEG | NEG |

| FLUID PROPERTIES | method | limit/base | current | history1 | history2 |
|------------------|--------|------------|---------|----------|----------|
| Visc @ 100°C | cSt | ASTM D445 | 14.4 | 13.7 | 13.8 |

GRAPHS



Certificate L2367

Laboratory : WearCheck USA - 501 Madison Ave., Cary, NC 27513
Sample No. : HLC0002168 **Received** : 30 Oct 2023
Lab Number : 05993789 **Diagnosed** : 01 Nov 2023
Unique Number : 10722149 **Diagnostician** : Sean Felton
Test Package : IND 2

HILCORP EXPLORATION ALASKA - MILNE POINT
 1000 MILNE POINT RD
 PRUDOE BAY, AK
 US 99734
 Contact: Evan Reilly
 evan.reilly@hilcorp.com
 T: (907)670-3231
 F: x:

To discuss this sample report, contact Customer Service at 1-800-237-1369.

* - Denotes test methods that are outside of the ISO 17025 scope of accreditation.

Statements of conformity to specifications are based on the simple acceptance decision rule (JCGM 106:2012)