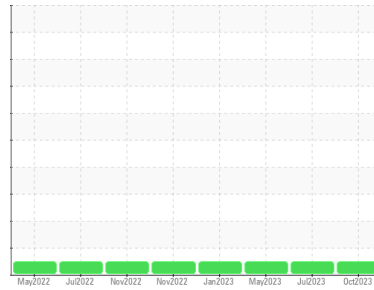




OIL ANALYSIS REPORT

Sample Rating Trend

NORMAL



Machine Id
LIM4_U45 LIM4_U45_M45
 Component
Drive End Bearing
 Fluid
ROYAL PURPLE SYNFILM GT 32 (--- GAL)

DIAGNOSIS

Recommendation

Resample at the next service interval to monitor.

Wear

All component wear rates are normal.

Contamination

There is no indication of any contamination in the oil.

Fluid Condition

The AN level is acceptable for this fluid. The condition of the oil is suitable for further service.

SAMPLE INFORMATION

	method	limit/base	current	history1	history2
Sample Number	Client Info		RP0029410	RP0029421	RP0029447
Sample Date	Client Info		24 Oct 2023	18 Jul 2023	18 May 2023
Machine Age	hrs	Client Info	0	0	0
Oil Age	hrs	Client Info	0	0	0
Oil Changed	Client Info		N/A	N/A	N/A
Sample Status			NORMAL	NORMAL	NORMAL

WEAR METALS

	method	limit/base	current	history1	history2
Iron	ppm	ASTM D5185m >20	0	<1	0
Chromium	ppm	ASTM D5185m >20	0	0	0
Nickel	ppm	ASTM D5185m >20	0	0	<1
Titanium	ppm	ASTM D5185m	0	0	0
Silver	ppm	ASTM D5185m	0	0	0
Aluminum	ppm	ASTM D5185m >20	<1	<1	<1
Lead	ppm	ASTM D5185m >20	2	<1	2
Copper	ppm	ASTM D5185m >20	7	7	7
Tin	ppm	ASTM D5185m >20	0	0	<1
Vanadium	ppm	ASTM D5185m	0	0	0
Cadmium	ppm	ASTM D5185m	0	0	0

ADDITIVES

	method	limit/base	current	history1	history2
Boron	ppm	ASTM D5185m	0	0	0
Barium	ppm	ASTM D5185m	0	0	0
Molybdenum	ppm	ASTM D5185m	0	0	0
Manganese	ppm	ASTM D5185m	0	0	<1
Magnesium	ppm	ASTM D5185m	70	89	89
Calcium	ppm	ASTM D5185m	0	4	3
Phosphorus	ppm	ASTM D5185m	0	5	7
Zinc	ppm	ASTM D5185m	0	0	0

CONTAMINANTS

	method	limit/base	current	history1	history2
Silicon	ppm	ASTM D5185m >15	8	8	8
Sodium	ppm	ASTM D5185m	3	4	4
Potassium	ppm	ASTM D5185m >20	2	0	2
Water	%	ASTM D6304 >2	0.023	0.028	0.013
ppm Water	ppm	ASTM D6304	231.3	280.2	131.0

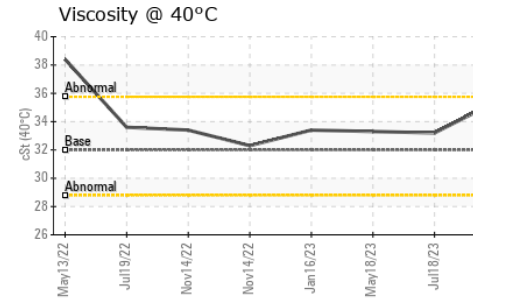
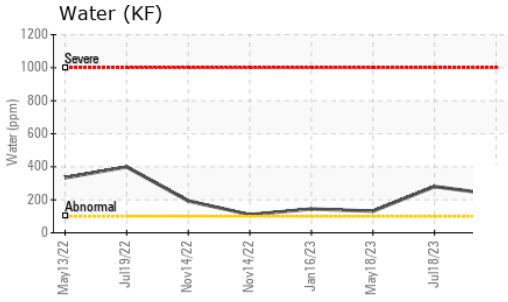
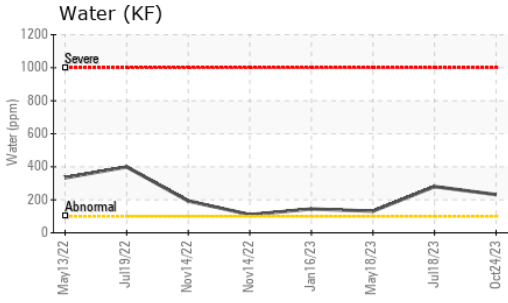
FLUID DEGRADATION

	method	limit/base	current	history1	history2
Acid Number (AN)	mg KOH/g	ASTM D8045	0.38	0.41	0.23

VISUAL


	method	limit/base	current	history1	history2
White Metal	scalar	*Visual NONE	NONE	NONE	NONE
Yellow Metal	scalar	*Visual NONE	NONE	NONE	NONE
Precipitate	scalar	*Visual NONE	NONE	NONE	NONE
Silt	scalar	*Visual NONE	NONE	NONE	NONE
Debris	scalar	*Visual NONE	NONE	NONE	NONE
Sand/Dirt	scalar	*Visual NONE	NONE	NONE	NONE
Appearance	scalar	*Visual NORML	NORML	NORML	NORML
Odor	scalar	*Visual NORML	NORML	NORML	NORML
Emulsified Water	scalar	*Visual >2	NEG	NEG	NEG
Free Water	scalar	*Visual	NEG	NEG	NEG

OIL ANALYSIS REPORT

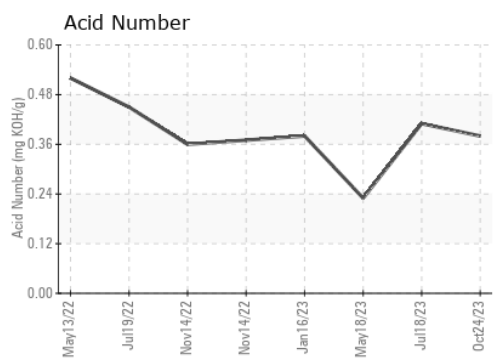
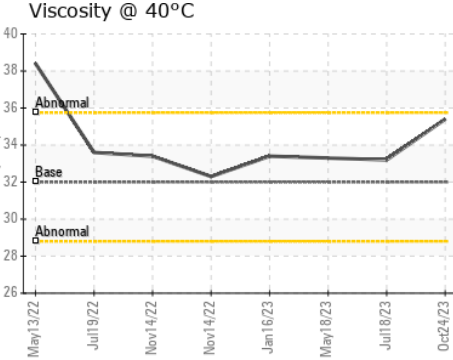
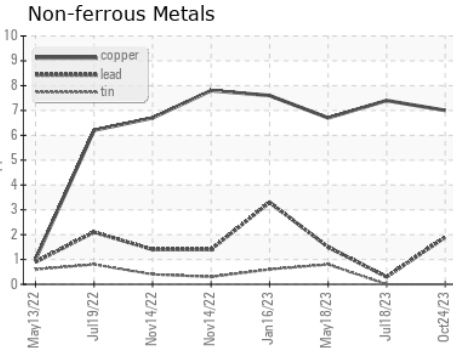
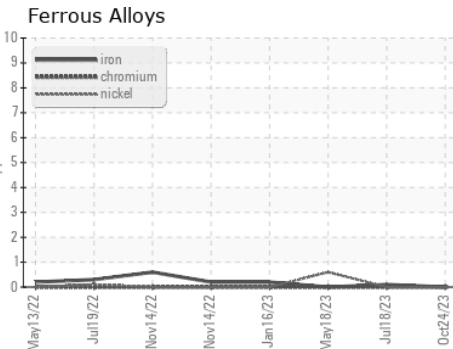


FLUID PROPERTIES		method	limit/base	current	history1	history2
Visc @ 40°C	cSt	ASTM D445	32	35.4	33.2	33.3

SAMPLE IMAGES		method	limit/base	current	history1	history2
---------------	--	--------	------------	---------	----------	----------



GRAPHS



Laboratory : WearCheck USA - 501 Madison Ave., Cary, NC 27513
Sample No. : RP0029410 **Received** : 31 Oct 2023
Lab Number : **05995057** **Diagnosed** : 02 Nov 2023
Unique Number : 10723417 **Diagnostician** : Don Baldrige
Test Package : PLANT

ENERGY TRANSFER - LIMA
 1520 BUCKEYE RD
 LIMA, OH
 US 45804
 Contact: ANDREW WYDERKA
 andrew.wyderka@energytransfer.com
 T: (419)618-1505
 F:

To discuss this sample report, contact Customer Service at 1-800-237-1369.
 * - Denotes test methods that are outside of the ISO 17025 scope of accreditation.
 Statements of conformity to specifications are based on the simple acceptance decision rule (JCGM 106:2012)