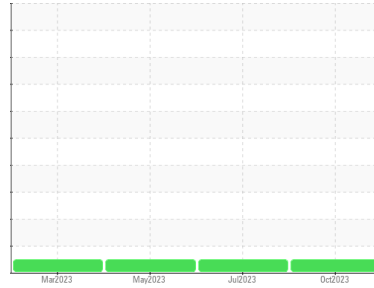




OIL ANALYSIS REPORT

Sample Rating Trend



NORMAL



Area
OMNILUBE FG 46 XL
 Machine Id
QUINCY QUINCY 2 (S/N 96732)
 Component
Compressor

DIAGNOSIS

Recommendation

Resample at the next service interval to monitor.

Wear

All component wear rates are normal.

Contamination

There is no indication of any contamination in the oil.

Fluid Condition

The AN level is acceptable for this fluid. The condition of the oil is suitable for further service.

SAMPLE INFORMATION		method	limit/base	current	history1	history2
Sample Number	Client Info			UCH05995790	UCH05918748	UCH05865771
Sample Date	Client Info			25 Oct 2023	31 Jul 2023	08 May 2023
Machine Age	hrs	Client Info		0	0	0
Oil Age	hrs	Client Info		4000	2000	36
Oil Changed	Client Info			Changed	Not Changd	Changed
Sample Status				NORMAL	NORMAL	NORMAL

WEAR METALS		method	limit/base	current	history1	history2
Iron	ppm	ASTM D5185m	>50	0	0	0
Chromium	ppm	ASTM D5185m	>10	0	0	0
Nickel	ppm	ASTM D5185m		0	0	0
Titanium	ppm	ASTM D5185m		0	0	0
Silver	ppm	ASTM D5185m		0	<1	0
Aluminum	ppm	ASTM D5185m	>25	0	<1	0
Lead	ppm	ASTM D5185m	>25	0	<1	0
Copper	ppm	ASTM D5185m	>50	<1	<1	<1
Tin	ppm	ASTM D5185m	>15	0	0	0
Vanadium	ppm	ASTM D5185m		0	0	0
Cadmium	ppm	ASTM D5185m		0	0	0

ADDITIVES		method	limit/base	current	history1	history2
Boron	ppm	ASTM D5185m		0	0	0
Barium	ppm	ASTM D5185m		0	0	0
Molybdenum	ppm	ASTM D5185m		0	0	0
Manganese	ppm	ASTM D5185m		0	0	0
Magnesium	ppm	ASTM D5185m		0	0	0
Calcium	ppm	ASTM D5185m		0	0	0
Phosphorus	ppm	ASTM D5185m	75	133	170	217
Zinc	ppm	ASTM D5185m		11	12	0
Sulfur	ppm	ASTM D5185m	1500	412	663	1159

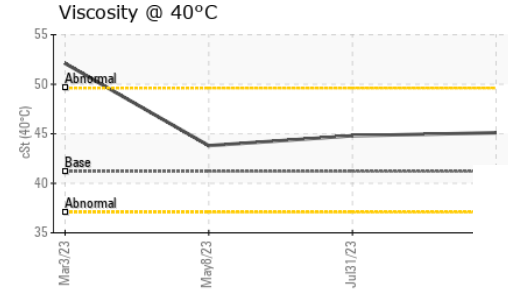
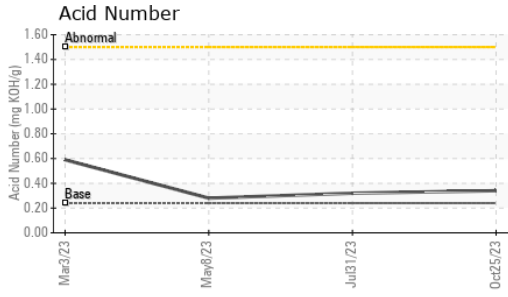
CONTAMINANTS		method	limit/base	current	history1	history2
Silicon	ppm	ASTM D5185m	>25	<1	0	0
Sodium	ppm	ASTM D5185m		1	0	<1
Potassium	ppm	ASTM D5185m	>20	2	0	<1

FLUID DEGRADATION		method	limit/base	current	history1	history2
Acid Number (AN)	mg KOH/g	ASTM D8045	0.24	0.34	0.32	0.28

VISUAL		method	limit/base	current	history1	history2
White Metal	scalar	*Visual	NONE	NONE	NONE	NONE
Yellow Metal	scalar	*Visual	NONE	NONE	NONE	NONE
Precipitate	scalar	*Visual	NONE	NONE	NONE	NONE
Silt	scalar	*Visual	NONE	NONE	NONE	NONE
Debris	scalar	*Visual	NONE	LIGHT	NONE	NONE
Sand/Dirt	scalar	*Visual	NONE	NONE	NONE	NONE
Appearance	scalar	*Visual	NORML	NORML	NORML	NORML
Odor	scalar	*Visual	NORML	NORML	NORML	NORML
Emulsified Water	scalar	*Visual	>0.1	NEG	NEG	NEG
Free Water	scalar	*Visual		NEG	NEG	NEG




OIL ANALYSIS REPORT

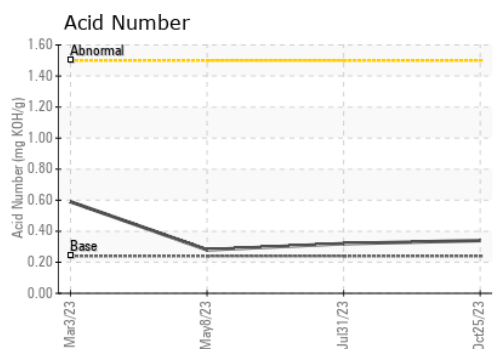
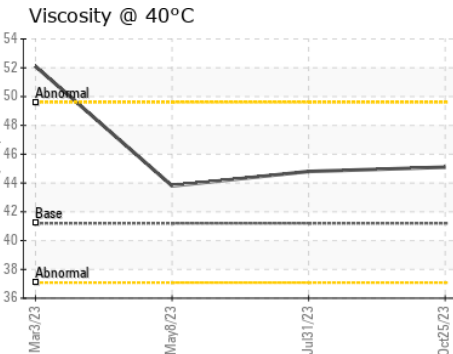
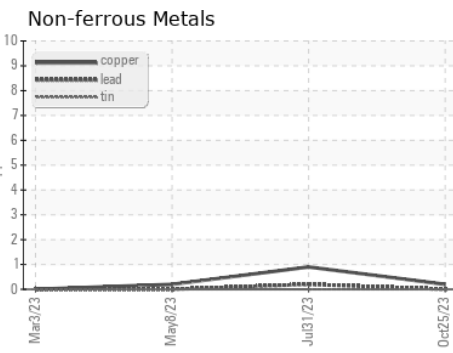
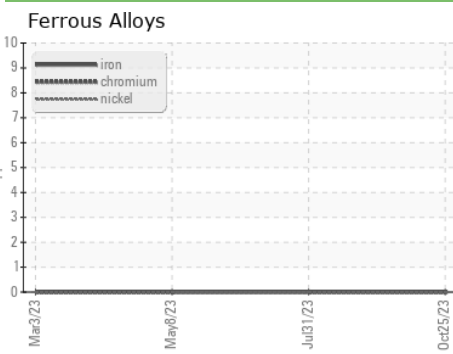


FLUID PROPERTIES	method	limit/base	current	history1	history2	
Visc @ 40°C	cSt	ASTM D445	41.2	45.1	44.8	43.8

SAMPLE IMAGES	method	limit/base	current	history1	history2
Color					
Bottom					



GRAPHS



Laboratory : WearCheck USA - 501 Madison Ave., Cary, NC 27513
Sample No. : UCH05995790 **Received** : 01 Nov 2023
Lab Number : **05995790** **Diagnosed** : 02 Nov 2023
Unique Number : 10724150 **Diagnostician** : Don Baldrige
Test Package : IND 2

LOUISIANA SUGAR REFINING
 1230 SOUTH 5TH AVE
 GRAMERCY, LA
 US 70052
 Contact: JARED MARCEL
 jared.marcel@lrsugar.com
 T: (235)417-5032
 F:

Certificate L2367
 To discuss this sample report, contact Customer Service at 1-800-237-1369.
 * - Denotes test methods that are outside of the ISO 17025 scope of accreditation.
 Statements of conformity to specifications are based on the simple acceptance decision rule (JCGM 106:2012)