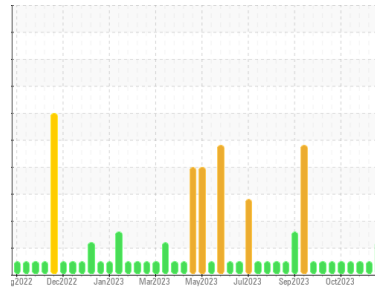




OIL ANALYSIS REPORT

Sample Rating Trend



DEGRADATION



Machine Id
Byron Center CAT 2 BYCM02BE
 Component
Biogas Engine
 Fluid
CHEVRON HDAX 6500 LFG GAS ENGINE OIL (--- GAL)

DIAGNOSIS

Recommendation

We recommend that you drain the oil and perform a filter service on this component if not already done. We recommend an early resample to monitor this condition.

Wear

All component wear rates are normal.

Contamination

There is no indication of any contamination in the oil.

Fluid Condition

The BN level is low. The AN level is acceptable for this fluid.

SAMPLE INFORMATION

	method	limit/base	current	history1	history2
Sample Number	Client Info		WC0640310	WC0640314	WC0640316
Sample Date	Client Info		30 Oct 2023	24 Oct 2023	17 Oct 2023
Machine Age	hrs	Client Info	204471	104325	104159
Oil Age	hrs	Client Info	600	456	288
Oil Changed	Client Info		N/A	N/A	Not Changd
Sample Status			ABNORMAL	NORMAL	NORMAL

CONTAMINATION

	method	limit/base	current	history1	history2
Fuel	WC Method	>4.0	<1.0	<1.0	<1.0
Glycol	WC Method		NEG	NEG	NEG

WEAR METALS

	method	limit/base	current	history1	history2	
Iron	ppm	ASTM D5185m	>15	4	2	3
Chromium	ppm	ASTM D5185m	>4	<1	<1	<1
Nickel	ppm	ASTM D5185m	>2	<1	<1	0
Titanium	ppm	ASTM D5185m		<1	0	0
Silver	ppm	ASTM D5185m	>5	0	0	0
Aluminum	ppm	ASTM D5185m	>6	2	1	2
Lead	ppm	ASTM D5185m	>9	<1	<1	<1
Copper	ppm	ASTM D5185m	>6	1	1	1
Tin	ppm	ASTM D5185m	>4	4	3	2
Vanadium	ppm	ASTM D5185m		<1	0	0
Cadmium	ppm	ASTM D5185m		<1	<1	0

ADDITIVES

	method	limit/base	current	history1	history2	
Boron	ppm	ASTM D5185m		2	7	3
Barium	ppm	ASTM D5185m		<1	0	0
Molybdenum	ppm	ASTM D5185m		3	2	<1
Manganese	ppm	ASTM D5185m		0	<1	<1
Magnesium	ppm	ASTM D5185m		33	30	32
Calcium	ppm	ASTM D5185m		1855	1718	1750
Phosphorus	ppm	ASTM D5185m		307	266	291
Zinc	ppm	ASTM D5185m		389	327	343
Sulfur	ppm	ASTM D5185m		3805	2881	3035

CONTAMINANTS

	method	limit/base	current	history1	history2	
Silicon	ppm	ASTM D5185m	>181	159	136	103
Sodium	ppm	ASTM D5185m		2	5	2
Potassium	ppm	ASTM D5185m	>20	2	1	<1

INFRA-RED

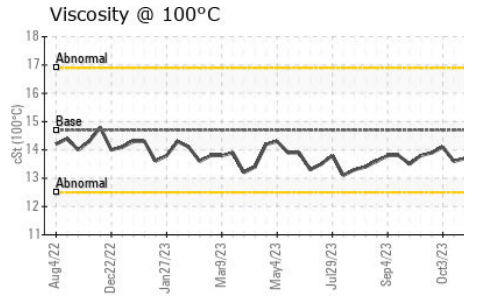
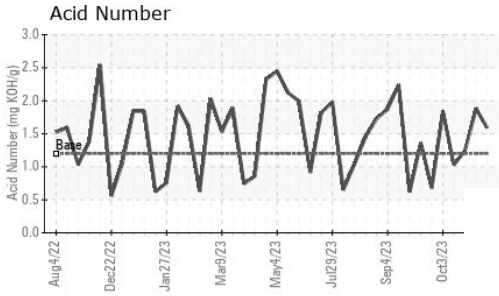
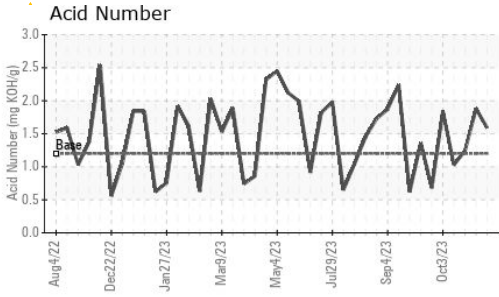
	method	limit/base	current	history1	history2	
Soot %	%	*ASTM D7844		0.1	0.1	0
Nitration	Abs/cm	*ASTM D7624	>20	6.0	5.8	5.6
Sulfation	Abs/.1mm	*ASTM D7415	>30	25.8	24.3	22.1

FLUID DEGRADATION

	method	limit/base	current	history1	history2	
Oxidation	Abs/.1mm	*ASTM D7414	>25	17.6	16.1	13.7
Acid Number (AN)	mg KOH/g	ASTM D8045	1.2	1.59	1.88	1.24
Base Number (BN)	mg KOH/g	ASTM D2896	4.5	1.08	2.45	2.65



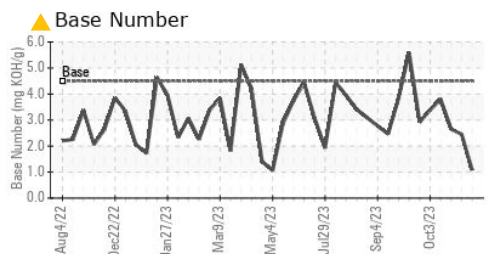
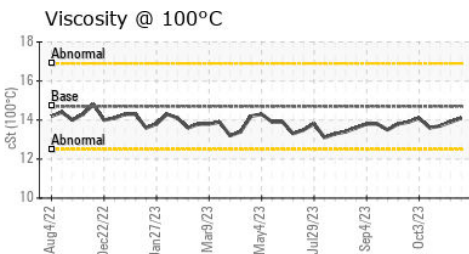
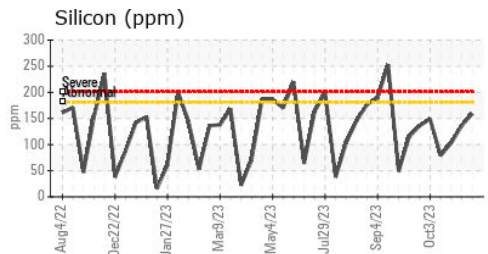
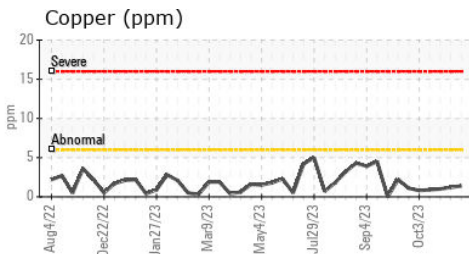
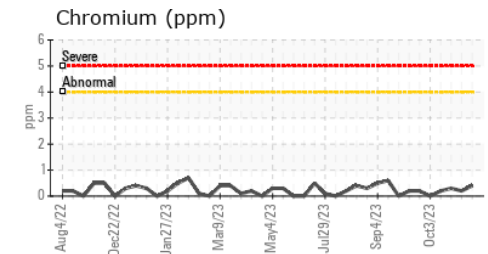
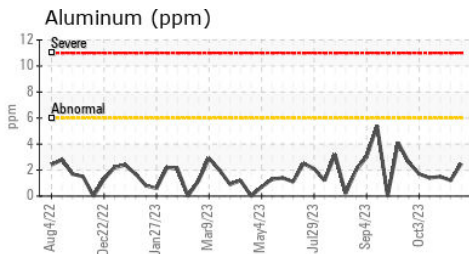
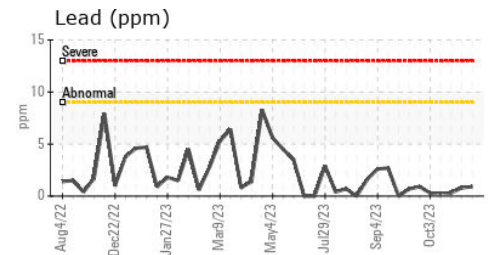
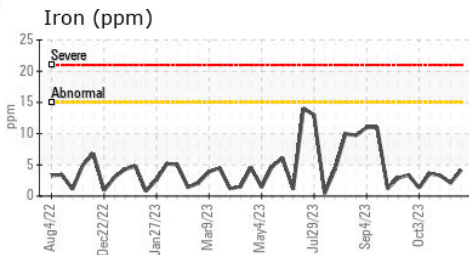
OIL ANALYSIS REPORT



VISUAL	method	limit/base	current	history1	history2
White Metal	scalar	*Visual	NONE	NONE	NONE
Yellow Metal	scalar	*Visual	NONE	NONE	NONE
Precipitate	scalar	*Visual	NONE	NONE	NONE
Silt	scalar	*Visual	NONE	NONE	NONE
Debris	scalar	*Visual	NONE	NONE	NONE
Sand/Dirt	scalar	*Visual	NONE	NONE	NONE
Appearance	scalar	*Visual	NORML	NORML	NORML
Odor	scalar	*Visual	NORML	NORML	NORML
Emulsified Water	scalar	*Visual	>0.1	NEG	NEG
Free Water	scalar	*Visual		NEG	NEG

FLUID PROPERTIES	method	limit/base	current	history1	history2
Visc @ 100°C	cSt	ASTM D445	14.7	13.9	13.7

GRAPHS



Laboratory : WearCheck USA - 501 Madison Ave., Cary, NC 27513
Sample No. : WC0640310 **Received** : 01 Nov 2023
Lab Number : 05995867 **Diagnosed** : 03 Nov 2023
Unique Number : 10724227 **Diagnostician** : Don Baldrige
Test Package : MOB 2

EDL NA Recips-Byron Center
 Byron Center Powerstation, 10310 South Kent Road
 Byron Center, MI
 US 49315
 Contact: Jake Ripke
 Jake.Ripke@edlenergy.com
 T:
 F:

Certificate L2367
 To discuss this sample report, contact Customer Service at 1-800-237-1369.
 * - Denotes test methods that are outside of the ISO 17025 scope of accreditation.
 Statements of conformity to specifications are based on the simple acceptance decision rule (JCGM 106:2012)