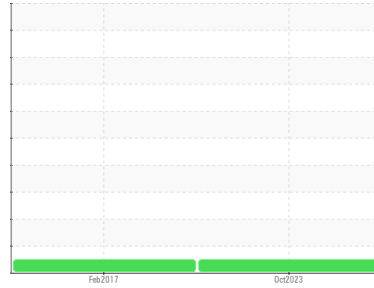




OIL ANALYSIS REPORT

Sample Rating Trend

NORMAL



Machine Id

13

Component

Diesel Engine

Fluid

DIESEL ENGINE OIL SAE 15W40 (--- GAL)

DIAGNOSIS

Recommendation

Resample at the next service interval to monitor.

Wear

All component wear rates are normal.

Contamination

There is no indication of any contamination in the component.

Fluid Condition

The BN result indicates that there is suitable alkalinity remaining in the oil. The condition of the oil is suitable for further service.

| SAMPLE INFORMATION | | method | limit/base | current | history1 | history2 |
|--------------------|-------------|-------------|------------|--------------------|-------------|----------|
| Sample Number | Client Info | | | WC0775526 | WC04170410 | --- |
| Sample Date | Client Info | | | 30 Oct 2023 | 25 Feb 2017 | --- |
| Machine Age | hrs | Client Info | | 0 | 0 | --- |
| Oil Age | hrs | Client Info | | 0 | 0 | --- |
| Oil Changed | Client Info | | | N/A | N/A | --- |
| Sample Status | | | | NORMAL | NORMAL | --- |

| CONTAMINATION | | method | limit/base | current | history1 | history2 |
|---------------|-----------|--------|------------|----------------|----------|----------|
| Fuel | WC Method | | >5 | <1.0 | <1.0 | --- |

| WEAR METALS | | method | limit/base | current | history1 | history2 |
|-------------|-----|-------------|------------|--------------|----------|----------|
| Iron | ppm | ASTM D5185m | >100 | 28 | 3 | --- |
| Chromium | ppm | ASTM D5185m | >20 | 1 | <1 | --- |
| Nickel | ppm | ASTM D5185m | >4 | <1 | 0 | --- |
| Titanium | ppm | ASTM D5185m | | <1 | <1 | --- |
| Silver | ppm | ASTM D5185m | >3 | 0 | 0 | --- |
| Aluminum | ppm | ASTM D5185m | >20 | 2 | 2 | --- |
| Lead | ppm | ASTM D5185m | >40 | 7 | 3 | --- |
| Copper | ppm | ASTM D5185m | >330 | 22 | 2 | --- |
| Tin | ppm | ASTM D5185m | >15 | 4 | 0 | --- |
| Antimony | ppm | ASTM D5185m | | --- | 3 | --- |
| Vanadium | ppm | ASTM D5185m | | <1 | 0 | --- |
| Cadmium | ppm | ASTM D5185m | | <1 | 0 | --- |

| ADDITIVES | | method | limit/base | current | history1 | history2 |
|------------|-----|-------------|------------|--------------|----------|----------|
| Boron | ppm | ASTM D5185m | 250 | 0 | <1 | --- |
| Barium | ppm | ASTM D5185m | 10 | <1 | 0 | --- |
| Molybdenum | ppm | ASTM D5185m | 100 | 67 | 64 | --- |
| Manganese | ppm | ASTM D5185m | | <1 | <1 | --- |
| Magnesium | ppm | ASTM D5185m | 450 | 9 | 10 | --- |
| Calcium | ppm | ASTM D5185m | 3000 | 3201 | 3005 | --- |
| Phosphorus | ppm | ASTM D5185m | 1150 | 59 | 56 | --- |
| Zinc | ppm | ASTM D5185m | 1350 | 0 | 7 | --- |
| Sulfur | ppm | ASTM D5185m | 4250 | 3440 | 2476 | --- |

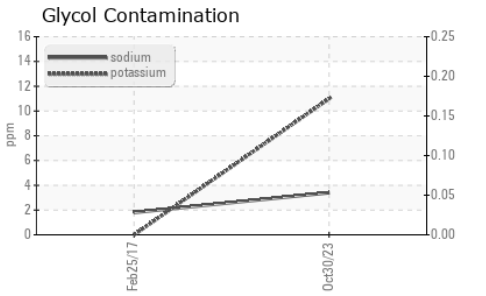
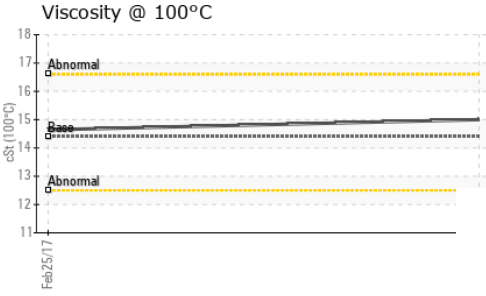
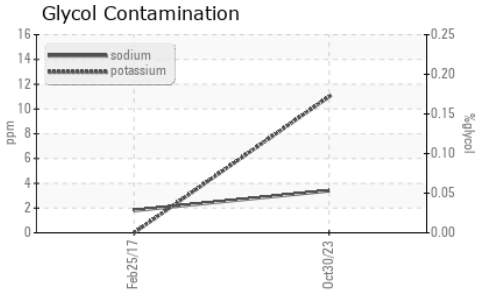
| CONTAMINANTS | | method | limit/base | current | history1 | history2 |
|--------------|-----|-------------|------------|------------|----------|----------|
| Silicon | ppm | ASTM D5185m | >25 | 3 | 5 | --- |
| Sodium | ppm | ASTM D5185m | >158 | 3 | 2 | --- |
| Potassium | ppm | ASTM D5185m | >20 | 11 | 0 | --- |
| Glycol | % | *ASTM D2982 | | NEG | NEG | --- |

| INFRA-RED | | method | limit/base | current | history1 | history2 |
|-----------|----------|-------------|------------|-------------|----------|----------|
| Soot % | % | *ASTM D7844 | >3 | 2.2 | 0 | --- |
| Nitration | Abs/cm | *ASTM D7624 | >20 | 7.1 | 4. | --- |
| Sulfation | Abs/.1mm | *ASTM D7415 | >30 | 16.5 | 13. | --- |

| FLUID DEGRADATION | | method | limit/base | current | history1 | history2 |
|-------------------|----------|-------------|------------|--------------|----------|----------|
| Oxidation | Abs/.1mm | *ASTM D7414 | >25 | 7.1 | 8. | --- |
| Base Number (BN) | mg KOH/g | ASTM D2896 | 8.5 | 12.49 | 10.95 | --- |



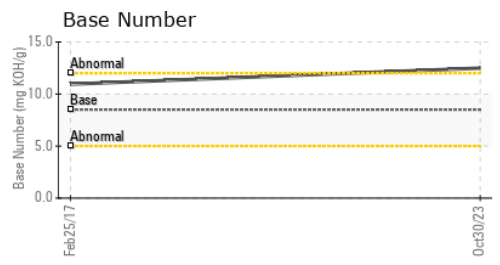
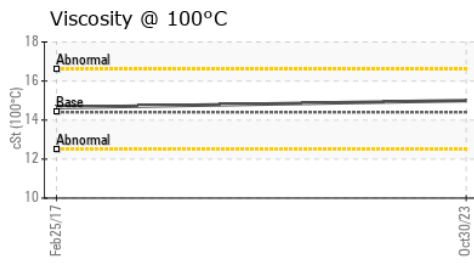
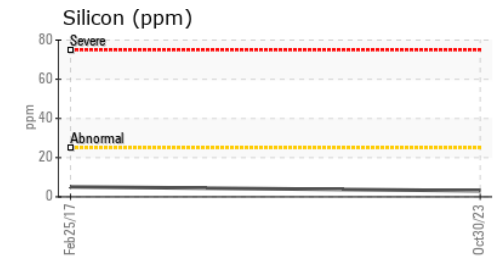
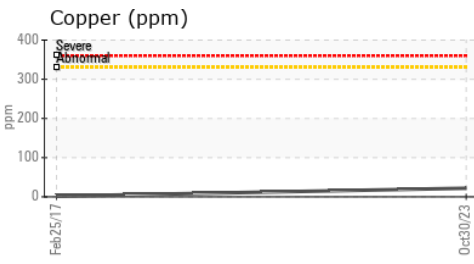
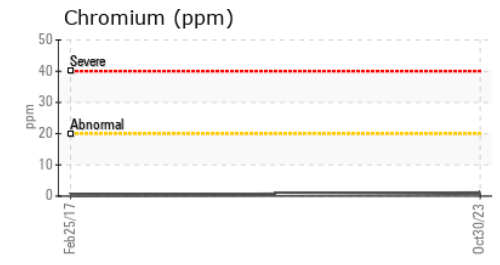
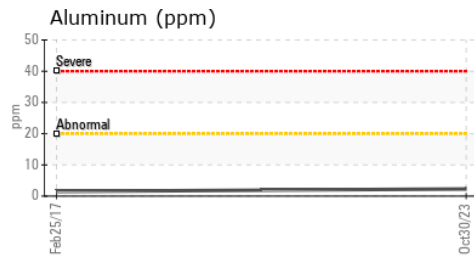
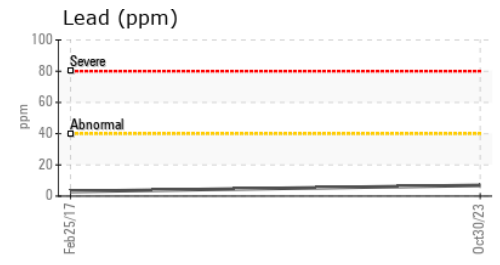
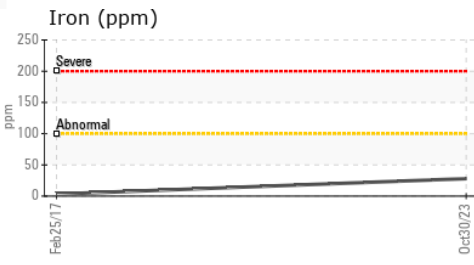
OIL ANALYSIS REPORT



| VISUAL | method | limit/base | current | history1 | history2 |
|------------------|--------|------------|---------|----------|----------|
| White Metal | scalar | *Visual | NONE | NONE | --- |
| Yellow Metal | scalar | *Visual | NONE | NONE | --- |
| Precipitate | scalar | *Visual | NONE | NONE | --- |
| Silt | scalar | *Visual | NONE | NONE | --- |
| Debris | scalar | *Visual | NONE | NONE | --- |
| Sand/Dirt | scalar | *Visual | NONE | NONE | --- |
| Appearance | scalar | *Visual | NORML | NORML | --- |
| Odor | scalar | *Visual | NORML | NORML | --- |
| Emulsified Water | scalar | *Visual | >0.2 | NEG | --- |
| Free Water | scalar | *Visual | | NEG | --- |

| FLUID PROPERTIES | method | limit/base | current | history1 | history2 | |
|------------------|--------|------------|---------|-------------|----------|-----|
| Visc @ 100°C | cSt | ASTM D445 | 14.4 | 15.0 | 14.64 | --- |

GRAPHS



Certificate L2367

Laboratory : WearCheck USA - 501 Madison Ave., Cary, NC 27513
Sample No. : WC0775526 **Received** : 01 Nov 2023
Lab Number : 05995880 **Diagnosed** : 02 Nov 2023
Unique Number : 10724240 **Diagnostician** : Sean Felton
Test Package : MOB 2 (Additional Tests: Glycol)

NRE - PADUCAH
 1300 KENTUCKY AVE.
 PADUCAH, KY
 US 42003
 Contact: GREG POYZER
 g.poyzer@nre.com
 T: (270)444-4557
 F: (270)444-4541

To discuss this sample report, contact Customer Service at 1-800-237-1369.

* - Denotes test methods that are outside of the ISO 17025 scope of accreditation.

Statements of conformity to specifications are based on the simple acceptance decision rule (JCGM 106:2012)