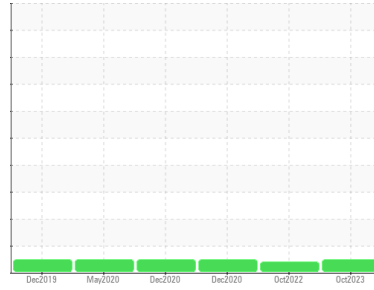




OIL ANALYSIS REPORT

Sample Rating Trend



NORMAL



Machine Id
KENWORTH 3037

Component
Diesel Engine

Fluid
CHEVRON DELO 400 XLE 10W30 (--- QTS)

DIAGNOSIS

Recommendation

Resample at the next service interval to monitor.

Wear

All component wear rates are normal.

Contamination

There is no indication of any contamination in the oil.

Fluid Condition

The BN result indicates that there is suitable alkalinity remaining in the oil. The condition of the oil is suitable for further service.

SAMPLE INFORMATION

| | method | limit/base | current | history1 | history2 |
|---------------|-------------|-------------|--------------------|-------------|-------------|
| Sample Number | Client Info | | WC0625664 | WC0625669 | WCMFC23098 |
| Sample Date | Client Info | | 03 Oct 2023 | 17 Oct 2022 | 31 Dec 2020 |
| Machine Age | mls | Client Info | 0 | 195436 | 60646 |
| Oil Age | mls | Client Info | 0 | 195447 | 0 |
| Oil Changed | Client Info | | Changed | Changed | N/A |
| Sample Status | | | NORMAL | ATTENTION | NORMAL |

CONTAMINATION

| | method | limit/base | current | history1 | history2 |
|--------|-----------|------------|----------------|----------|----------|
| Fuel | WC Method | >5 | <1.0 | <1.0 | <1.0 |
| Glycol | WC Method | | NEG | NEG | NEG |

WEAR METALS

| | method | limit/base | current | history1 | history2 |
|----------|--------|------------------|--------------|----------|----------|
| Iron | ppm | ASTM D5185m >100 | 35 | 67 | 54 |
| Chromium | ppm | ASTM D5185m >20 | <1 | 1 | <1 |
| Nickel | ppm | ASTM D5185m >4 | 0 | 0 | 2 |
| Titanium | ppm | ASTM D5185m | <1 | <1 | <1 |
| Silver | ppm | ASTM D5185m >3 | <1 | 1 | <1 |
| Aluminum | ppm | ASTM D5185m >20 | 8 | 13 | 12 |
| Lead | ppm | ASTM D5185m >40 | 0 | <1 | 0 |
| Copper | ppm | ASTM D5185m >330 | 4 | 15 | 8 |
| Tin | ppm | ASTM D5185m >15 | 1 | 2 | <1 |
| Antimony | ppm | ASTM D5185m | --- | --- | 5 |
| Vanadium | ppm | ASTM D5185m | <1 | <1 | 0 |
| Cadmium | ppm | ASTM D5185m | 0 | <1 | 0 |

ADDITIVES

| | method | limit/base | current | history1 | history2 |
|------------|--------|------------------|--------------|----------|----------|
| Boron | ppm | ASTM D5185m | 22 | 50 | 27 |
| Barium | ppm | ASTM D5185m | 0 | 2 | 2 |
| Molybdenum | ppm | ASTM D5185m | 18 | 25 | 13 |
| Manganese | ppm | ASTM D5185m | <1 | 1 | 1 |
| Magnesium | ppm | ASTM D5185m | 723 | 721 | 814 |
| Calcium | ppm | ASTM D5185m 2900 | 1378 | 1603 | 1569 |
| Phosphorus | ppm | ASTM D5185m 1100 | 737 | 811 | 767 |
| Zinc | ppm | ASTM D5185m 1200 | 842 | 964 | 874 |
| Sulfur | ppm | ASTM D5185m 4000 | 2756 | 4117 | 2451 |

CONTAMINANTS

| | method | limit/base | current | history1 | history2 |
|-----------|--------|-----------------|-----------|----------|----------|
| Silicon | ppm | ASTM D5185m >25 | 6 | 7 | 6 |
| Sodium | ppm | ASTM D5185m | 38 | 70 | 31 |
| Potassium | ppm | ASTM D5185m >20 | 5 | 15 | 24 |

INFRA-RED

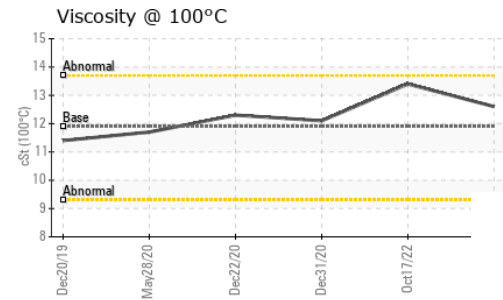
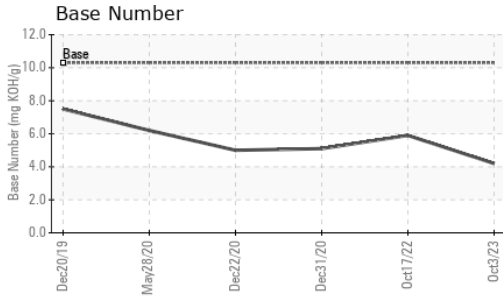
| | method | limit/base | current | history1 | history2 |
|-----------|----------|-----------------|-------------|----------|----------|
| Soot % | % | *ASTM D7844 >3 | 0.9 | 1 | 0.7 |
| Nitration | Abs/cm | *ASTM D7624 >20 | 12.1 | 14.3 | 12.1 |
| Sulfation | Abs/.1mm | *ASTM D7415 >30 | 28.4 | 31.8 | 28.8 |

FLUID DEGRADATION

| | method | limit/base | current | history1 | history2 |
|------------------|----------|-----------------|-------------|----------|----------|
| Oxidation | Abs/.1mm | *ASTM D7414 >25 | 25.2 | 29.4 | 24.4 |
| Base Number (BN) | mg KOH/g | ASTM D2896 10.3 | 4.2 | 5.9 | 5.1 |



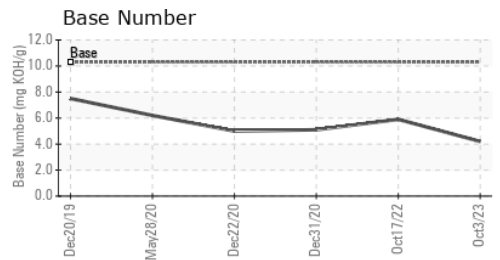
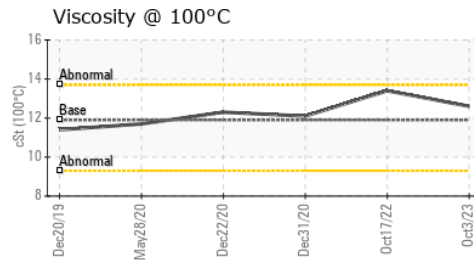
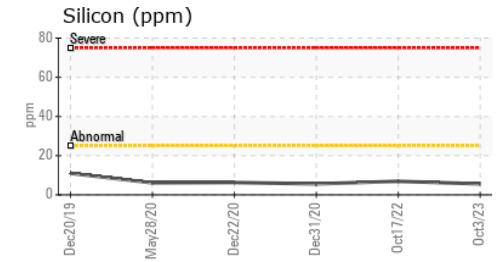
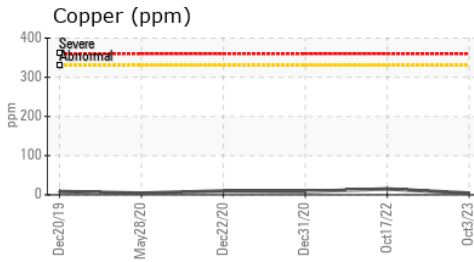
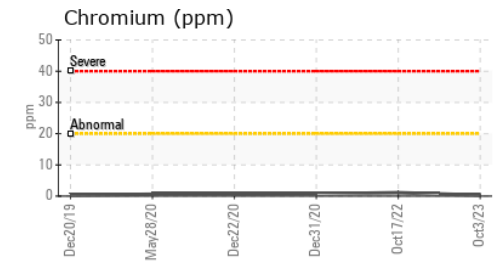
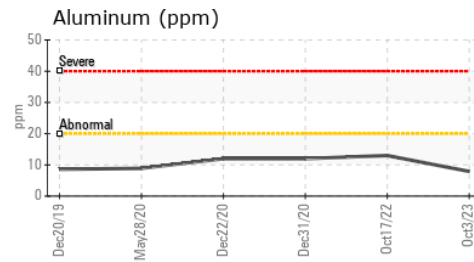
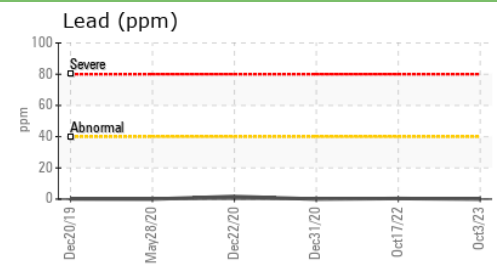
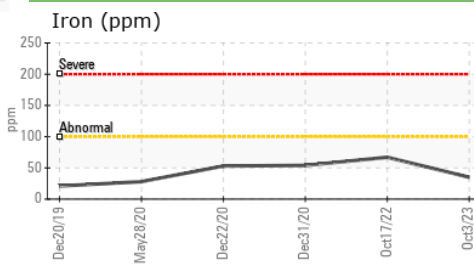
OIL ANALYSIS REPORT



| VISUAL | method | limit/base | current | history1 | history2 |
|------------------|--------|------------|---------|----------|----------|
| White Metal | scalar | *Visual | NONE | NONE | NONE |
| Yellow Metal | scalar | *Visual | NONE | NONE | NONE |
| Precipitate | scalar | *Visual | NONE | NONE | NONE |
| Silt | scalar | *Visual | NONE | NONE | NONE |
| Debris | scalar | *Visual | NONE | NONE | NONE |
| Sand/Dirt | scalar | *Visual | NONE | NONE | NONE |
| Appearance | scalar | *Visual | NORML | NORML | NORML |
| Odor | scalar | *Visual | NORML | NORML | NORML |
| Emulsified Water | scalar | *Visual | >0.2 | NEG | NEG |
| Free Water | scalar | *Visual | | NEG | NEG |

| FLUID PROPERTIES | method | limit/base | current | history1 | history2 | |
|------------------|--------|------------|---------|----------|----------|------|
| Visc @ 100°C | cSt | ASTM D445 | 11.9 | 12.6 | ▲ 13.4 | 12.1 |

GRAPHS



Certificate L2367

Laboratory : WearCheck USA - 501 Madison Ave., Cary, NC 27513
 Sample No. : WC0625664
 Lab Number : 05997227
 Unique Number : 10725587
 Test Package : MOB1+

LTI/MILKY WAY - MOUNT VERNON
 3814 OLD HWY 99 S RD
 MOUNT VERNON, WA
 US 98273
 Contact: JOHN VAN WINGERDEN
 jvw@lynden.com
 T: (360)354-2101
 F: (360)354-3571

To discuss this sample report, contact Customer Service at 1-800-237-1369.

* - Denotes test methods that are outside of the ISO 17025 scope of accreditation.

Statements of conformity to specifications are based on the simple acceptance decision rule (JCGM 106:2012)