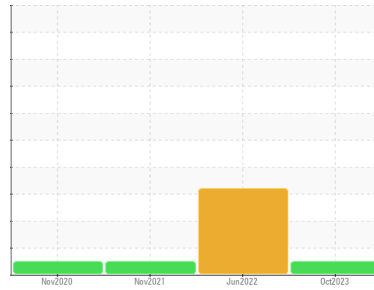




OIL ANALYSIS REPORT

Sample Rating Trend



NORMAL



Area
[K50995]
 Machine Id
1 - 1408

Component
Screw Compressor
 Fluid
KAESER SIGMA (OEM) S-460 (--- GAL)

DIAGNOSIS

Recommendation

Resample at the next service interval to monitor.

Wear

All component wear rates are normal.

Contamination

There is no indication of any contamination in the oil.

Fluid Condition

The AN level is acceptable for this fluid. The condition of the oil is suitable for further service.

SAMPLE INFORMATION		method	limit/base	current	history1	history2
Sample Number	Client Info			WC0858906	WC0668231	WC0633790
Sample Date	Client Info			05 Oct 2023	28 Jun 2022	24 Nov 2021
Machine Age	hrs	Client Info		59009	52051	48595
Oil Age	hrs	Client Info		5491	4000	0
Oil Changed	Client Info			Changed	Not Changd	N/A
Sample Status				NORMAL	ABNORMAL	NORMAL

WEAR METALS		method	limit/base	current	history1	history2
Iron	ppm	ASTM D5185m	>60	0	<1	0
Chromium	ppm	ASTM D5185m	>4	<1	0	0
Nickel	ppm	ASTM D5185m	>3	0	0	0
Titanium	ppm	ASTM D5185m	>3	0	0	0
Silver	ppm	ASTM D5185m	>2	0	2	<1
Aluminum	ppm	ASTM D5185m	>5	2	<1	<1
Lead	ppm	ASTM D5185m	>10	0	0	0
Copper	ppm	ASTM D5185m	>30	6	5	14
Tin	ppm	ASTM D5185m	>15	0	<1	0
Antimony	ppm	ASTM D5185m		---	---	0
Vanadium	ppm	ASTM D5185m		0	0	0
Cadmium	ppm	ASTM D5185m		0	0	0

ADDITIVES		method	limit/base	current	history1	history2
Boron	ppm	ASTM D5185m		0	0	0
Barium	ppm	ASTM D5185m	90	19	0	0
Molybdenum	ppm	ASTM D5185m		0	0	0
Manganese	ppm	ASTM D5185m		0	0	0
Magnesium	ppm	ASTM D5185m	90	14	12	4
Calcium	ppm	ASTM D5185m	2	<1	2	0
Phosphorus	ppm	ASTM D5185m		43	6	2
Zinc	ppm	ASTM D5185m		23	18	25
Sulfur	ppm	ASTM D5185m		17874	20677	15548

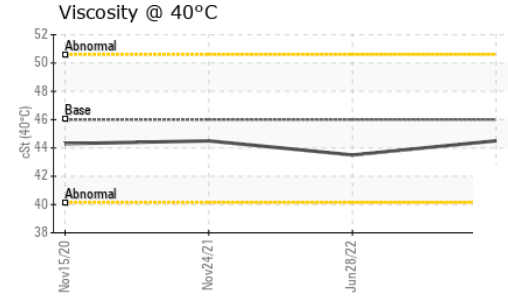
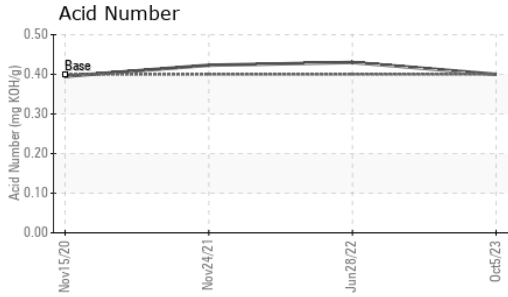
CONTAMINANTS		method	limit/base	current	history1	history2
Silicon	ppm	ASTM D5185m	>50	8	6	8
Sodium	ppm	ASTM D5185m		10	4	3
Potassium	ppm	ASTM D5185m	>20	4	0	0

FLUID DEGRADATION		method	limit/base	current	history1	history2
Acid Number (AN)	mg KOH/g	ASTM D8045	0.4	0.40	0.43	0.423

VISUAL		method	limit/base	current	history1	history2
White Metal	scalar	*Visual	NONE	NONE	NONE	NONE
Yellow Metal	scalar	*Visual	NONE	NONE	NONE	NONE
Precipitate	scalar	*Visual	NONE	NONE	NONE	NONE
Silt	scalar	*Visual	NONE	NONE	NONE	NONE
Debris	scalar	*Visual	NONE	LIGHT	LIGHT	VLITE
Sand/Dirt	scalar	*Visual	NONE	NONE	NONE	NONE
Appearance	scalar	*Visual	NORML	NORML	NORML	NORML
Odor	scalar	*Visual	NORML	NORML	NORML	NORML
Emulsified Water	scalar	*Visual	>0.05	NEG	0.2%	NEG
Free Water	scalar	*Visual		NEG	BOB.BRIGHAM - THENORMA	THENORMA




OIL ANALYSIS REPORT

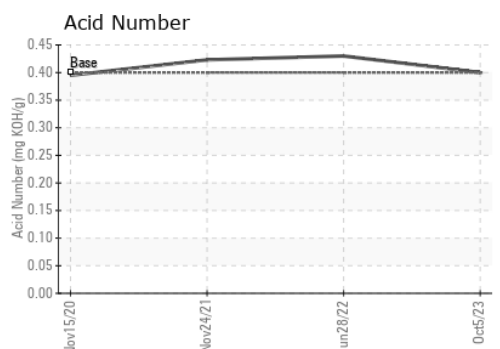
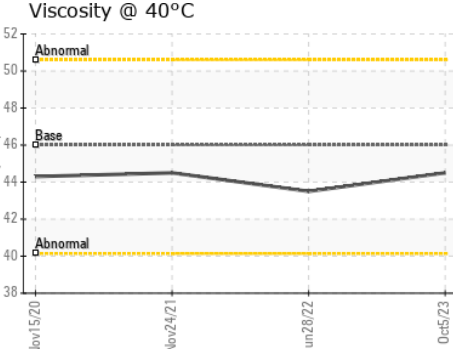
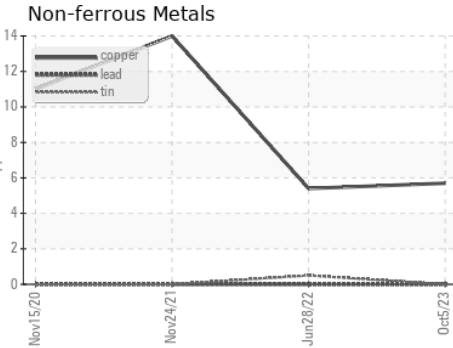
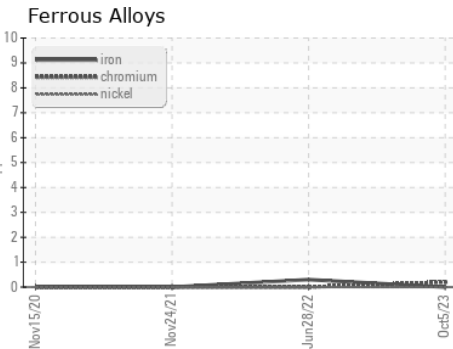


FLUID PROPERTIES		method	limit/base	current	history1	history2
Visc @ 40°C	cSt	ASTM D445	46	44.5	43.5	44.5

SAMPLE IMAGES		method	limit/base	current	history1	history2
---------------	--	--------	------------	---------	----------	----------



GRAPHS



Certificate L2367

Laboratory : WearCheck USA - 501 Madison Ave., Cary, NC 27513
Sample No. : WC0858906 **Received** : 03 Nov 2023
Lab Number : **05998136** **Diagnosed** : 07 Nov 2023
Unique Number : 10726496 **Diagnostician** : Jonathan Hester
Test Package : PLANT

THE HOPE GROUP
 70 BEARFOOT RD
 NORTHBOROUGH, MA
 US 01532
 Contact: BOB BRIGHAM
 bbrigham@thehopegroup.com
 T: (508)393-7660
 F: (508)393-6173

To discuss this sample report, contact Customer Service at 1-800-237-1369.

* - Denotes test methods that are outside of the ISO 17025 scope of accreditation.

Statements of conformity to specifications are based on the simple acceptance decision rule (JCGM 106:2012)