



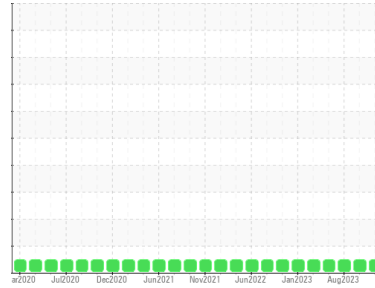
OIL ANALYSIS REPORT

Sample Rating Trend

NORMAL



Machine Id
CATERPILLAR D10T 15105049 (S/N CATOD10TCRJG01495)
 Component
Left Final Drive
 Fluid
CHEVRON 50WT (--- GAL)



DIAGNOSIS

Recommendation

Resample at the next service interval to monitor.

Wear

All component wear rates are normal.

Contamination

There is no indication of any contamination in the oil.

Fluid Condition

The AN level is acceptable for this fluid. The condition of the oil is suitable for further service.

SAMPLE INFORMATION

	method	limit/base	current	history1	history2
Sample Number	Client Info		RP0036192	RP0033751	RP0033356
Sample Date	Client Info		31 Oct 2023	13 Sep 2023	02 Aug 2023
Machine Age	hrs	Client Info	25193	24938	24690
Oil Age	hrs	Client Info	708	453	209
Oil Changed	Client Info		Not Chngd	Not Chngd	Not Chngd
Sample Status			NORMAL	NORMAL	NORMAL

WEAR METALS

	method	limit/base	current	history1	history2
Iron	ppm	ASTM D5185m >800	30	39	38
Chromium	ppm	ASTM D5185m >10	<1	<1	1
Nickel	ppm	ASTM D5185m >5	<1	<1	<1
Titanium	ppm	ASTM D5185m >15	<1	<1	<1
Silver	ppm	ASTM D5185m >2	<1	0	0
Aluminum	ppm	ASTM D5185m >75	2	3	2
Lead	ppm	ASTM D5185m >10	<1	0	1
Copper	ppm	ASTM D5185m >75	2	1	1
Tin	ppm	ASTM D5185m >8	0	0	<1
Vanadium	ppm	ASTM D5185m	<1	0	<1
Cadmium	ppm	ASTM D5185m	0	0	<1

ADDITIVES

	method	limit/base	current	history1	history2
Boron	ppm	ASTM D5185m	0	0	1
Barium	ppm	ASTM D5185m	0	0	0
Molybdenum	ppm	ASTM D5185m	<1	4	4
Manganese	ppm	ASTM D5185m	<1	<1	1
Magnesium	ppm	ASTM D5185m	18	18	28
Calcium	ppm	ASTM D5185m	3043	3705	3605
Phosphorus	ppm	ASTM D5185m	871	1001	961
Zinc	ppm	ASTM D5185m	1042	1206	1176

CONTAMINANTS

	method	limit/base	current	history1	history2
Silicon	ppm	ASTM D5185m >400	20	26	25
Sodium	ppm	ASTM D5185m	2	0	2
Potassium	ppm	ASTM D5185m >20	0	2	2
Water	%	ASTM D6304 >0.2	0.040	0.024	0.029
ppm Water	ppm	ASTM D6304 >2000	401.7	240.9	296.6

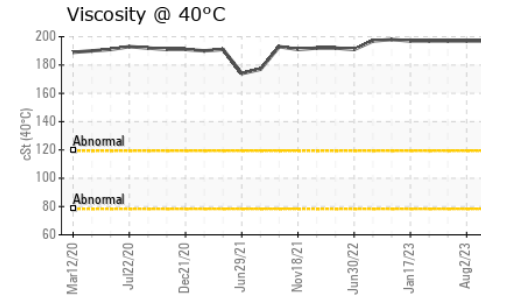
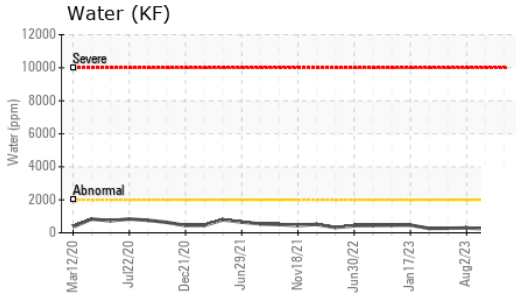
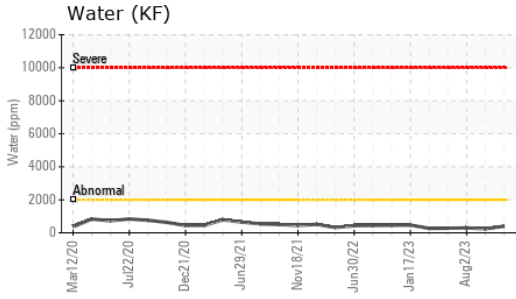
FLUID DEGRADATION

	method	limit/base	current	history1	history2
Acid Number (AN)	mg KOH/g	ASTM D8045	1.15	1.20	1.16

VISUAL


	method	limit/base	current	history1	history2
White Metal	scalar	*Visual NONE	NONE	NONE	NONE
Yellow Metal	scalar	*Visual NONE	NONE	NONE	NONE
Precipitate	scalar	*Visual NONE	NONE	NONE	NONE
Silt	scalar	*Visual NONE	NONE	NONE	NONE
Debris	scalar	*Visual NONE	NONE	NONE	NONE
Sand/Dirt	scalar	*Visual NONE	NONE	NONE	NONE
Appearance	scalar	*Visual NORML	NORML	NORML	NORML
Odor	scalar	*Visual NORML	NORML	NORML	NORML
Emulsified Water	scalar	*Visual >0.2	NEG	NEG	NEG
Free Water	scalar	*Visual	NEG	NEG	NEG

OIL ANALYSIS REPORT

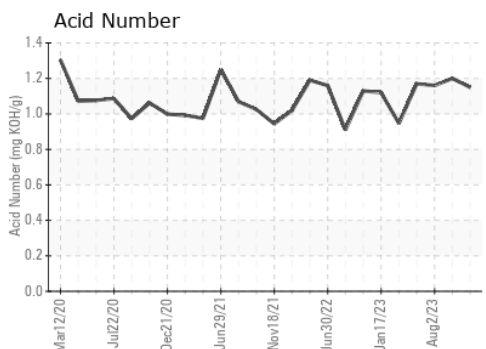
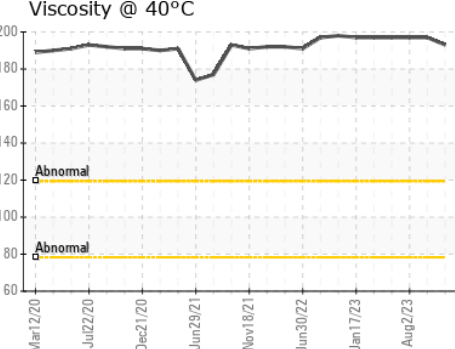
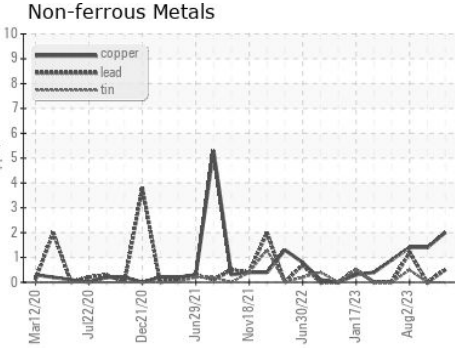
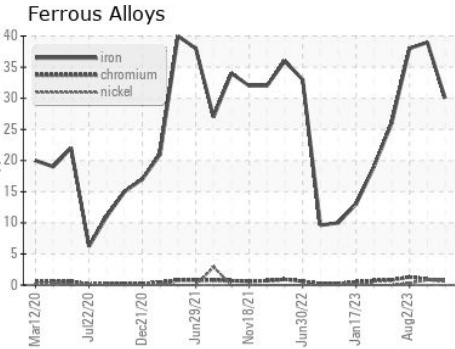


FLUID PROPERTIES		method	limit/base	current	history1	history2
Visc @ 40°C	cSt	ASTM D445		193	197	197

SAMPLE IMAGES		method	limit/base	current	history1	history2
---------------	--	--------	------------	---------	----------	----------



GRAPHS



Certificate L2367

Laboratory : WearCheck USA - 501 Madison Ave., Cary, NC 27513
Sample No. : RP0036192 **Received** : 07 Nov 2023
Lab Number : 06000580 **Diagnosed** : 09 Nov 2023
Unique Number : 10728940 **Diagnostician** : Don Baldrige
Test Package : IND 2

NRG TEXAS LLC
 3784 FM 39 SOUTH
 JEWETT, TX
 US 75846
 Contact: JURGEN THOMPSON
 JThompson@ecomaterial.com
 T: (903)626-9528
 F: (903)626-9772

To discuss this sample report, contact Customer Service at 1-800-237-1369.

* - Denotes test methods that are outside of the ISO 17025 scope of accreditation.

Statements of conformity to specifications are based on the simple acceptance decision rule (JCGM 106:2012)