



# PROBLEM SUMMARY

Sample Rating Trend



ISO




Machine Id  
**4644456 (S/N 1280)**

Component  
**Compressor**

Fluid  
**KAESER SIGMA (OEM) S-460 (--- GAL)**

## COMPONENT CONDITION SUMMARY

### ▲ Particle Trend



## RECOMMENDATION

The filter change at the time of sampling has been noted. Resample at the next service interval to monitor.

## PROBLEMATIC TEST RESULTS

Sample Status			<b>ABNORMAL</b>	---	---
Particles >6µm	ASTM D7647	>1300	▲ <b>2951</b>	---	---
Particles >14µm	ASTM D7647	>80	▲ <b>193</b>	---	---
Particles >21µm	ASTM D7647	>20	▲ <b>39</b>	---	---
Oil Cleanliness	ISO 4406 (c)	>--/17/13	▲ <b>21/19/15</b>	---	---

Customer Id: FAIFAIMA  
Sample No.: KCPA009247  
Lab Number: 06006336  
Test Package: IND 2



To manage this report scan the QR code

To discuss the diagnosis or test data:  
Doug Bogart +1 (800)237-1369 x4016  
[dougb@wearcheckusa.com](mailto:dougb@wearcheckusa.com)

To change component or sample information:  
Customer Service +1 1-800-237-1369  
[customerservice@wearcheck.com](mailto:customerservice@wearcheck.com)

RECOMMENDED ACTIONS

*There are no recommended actions for this sample.*

HISTORICAL DIAGNOSIS



# OIL ANALYSIS REPORT

Sample Rating Trend



ISO



Machine Id  
**4644456 (S/N 1280)**  
 Component  
**Compressor**  
 Fluid  
**KAESER SIGMA (OEM) S-460 (--- GAL)**

## DIAGNOSIS

### ▲ Recommendation

The filter change at the time of sampling has been noted. Resample at the next service interval to monitor.

### Wear

All component wear rates are normal.

### ▲ Contamination

There is a high amount of particulates present in the oil.

### Fluid Condition

The AN level is acceptable for this fluid. The condition of the oil is suitable for further service.

SAMPLE INFORMATION		method	limit/base	current	history1	history2
Sample Number	Client Info			<b>KCPA009247</b>	---	---
Sample Date	Client Info			<b>01 Nov 2023</b>	---	---
Machine Age	hrs	Client Info		<b>14939</b>	---	---
Oil Age	hrs	Client Info		<b>0</b>	---	---
Oil Changed	Client Info			<b>N/A</b>	---	---
Sample Status				<b>ABNORMAL</b>	---	---

WEAR METALS		method	limit/base	current	history1	history2
Iron	ppm	ASTM D5185m	>50	<b>0</b>	---	---
Chromium	ppm	ASTM D5185m	>10	<b>0</b>	---	---
Nickel	ppm	ASTM D5185m	>3	<b>0</b>	---	---
Titanium	ppm	ASTM D5185m	>3	<b>0</b>	---	---
Silver	ppm	ASTM D5185m	>2	<b>&lt;1</b>	---	---
Aluminum	ppm	ASTM D5185m	>10	<b>0</b>	---	---
Lead	ppm	ASTM D5185m	>10	<b>0</b>	---	---
Copper	ppm	ASTM D5185m	>50	<b>2</b>	---	---
Tin	ppm	ASTM D5185m	>10	<b>0</b>	---	---
Vanadium	ppm	ASTM D5185m		<b>0</b>	---	---
Cadmium	ppm	ASTM D5185m		<b>0</b>	---	---

ADDITIVES		method	limit/base	current	history1	history2
Boron	ppm	ASTM D5185m		<b>0</b>	---	---
Barium	ppm	ASTM D5185m	90	<b>0</b>	---	---
Molybdenum	ppm	ASTM D5185m		<b>0</b>	---	---
Manganese	ppm	ASTM D5185m		<b>0</b>	---	---
Magnesium	ppm	ASTM D5185m	90	<b>17</b>	---	---
Calcium	ppm	ASTM D5185m	2	<b>0</b>	---	---
Phosphorus	ppm	ASTM D5185m		<b>&lt;1</b>	---	---
Zinc	ppm	ASTM D5185m		<b>0</b>	---	---
Sulfur	ppm	ASTM D5185m		<b>16336</b>	---	---

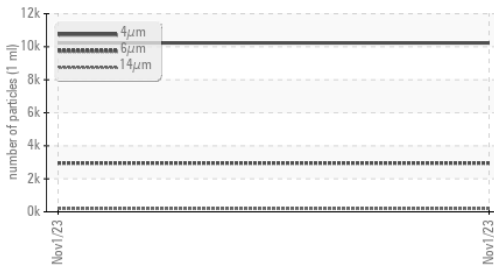
CONTAMINANTS		method	limit/base	current	history1	history2
Silicon	ppm	ASTM D5185m	>25	<b>0</b>	---	---
Sodium	ppm	ASTM D5185m		<b>17</b>	---	---
Potassium	ppm	ASTM D5185m	>20	<b>&lt;1</b>	---	---
Water	%	ASTM D6304	>0.05	<b>0.019</b>	---	---
ppm Water	ppm	ASTM D6304	>500	<b>190.2</b>	---	---

FLUID CLEANLINESS		method	limit/base	current	history1	history2
Particles >4µm		ASTM D7647		<b>10229</b>	---	---
Particles >6µm		ASTM D7647	>1300	<b>▲ 2951</b>	---	---
Particles >14µm		ASTM D7647	>80	<b>▲ 193</b>	---	---
Particles >21µm		ASTM D7647	>20	<b>▲ 39</b>	---	---
Particles >38µm		ASTM D7647	>4	<b>0</b>	---	---
Particles >71µm		ASTM D7647	>3	<b>0</b>	---	---
Oil Cleanliness		ISO 4406 (c)	>--/17/13	<b>▲ 21/19/15</b>	---	---

FLUID DEGRADATION		method	limit/base	current	history1	history2
Acid Number (AN)	mg KOH/g	ASTM D8045	0.4	<b>0.19</b>	---	---

# OIL ANALYSIS REPORT

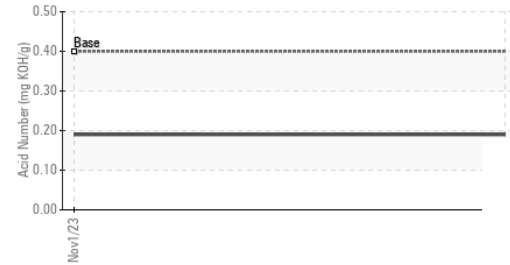
## ▲ Particle Trend




## Water (KF)



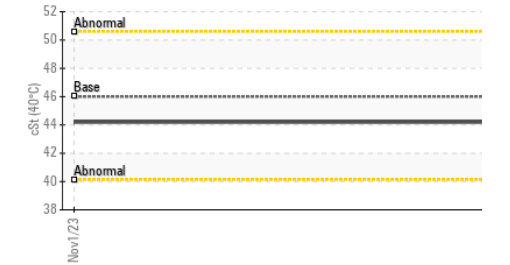
## Acid Number



## Water (KF)



## Viscosity @ 40°C



VISUAL	method	limit/base	current	history1	history2
White Metal	scalar	*Visual	NONE	NONE	---
Yellow Metal	scalar	*Visual	NONE	NONE	---
Precipitate	scalar	*Visual	NONE	NONE	---
Silt	scalar	*Visual	NONE	NONE	---
Debris	scalar	*Visual	NONE	NONE	---
Sand/Dirt	scalar	*Visual	NONE	NONE	---
Appearance	scalar	*Visual	NORML	NORML	---
Odor	scalar	*Visual	NORML	NORML	---
Emulsified Water	scalar	*Visual	>0.05	NEG	---
Free Water	scalar	*Visual		NEG	---

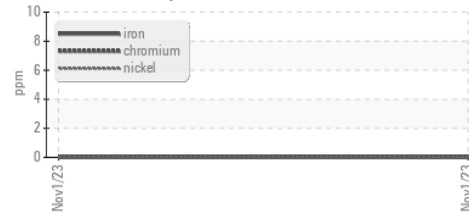
FLUID PROPERTIES	method	limit/base	current	history1	history2
Visc @ 40°C	cSt	ASTM D445	46	44.2	---

SAMPLE IMAGES	method	limit/base	current	history1	history2
---------------	--------	------------	---------	----------	----------

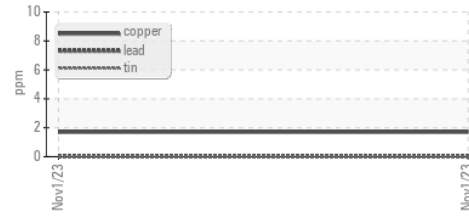
Color				no image	no image
Bottom				no image	no image

## GRAPHS


### Ferrous Alloys



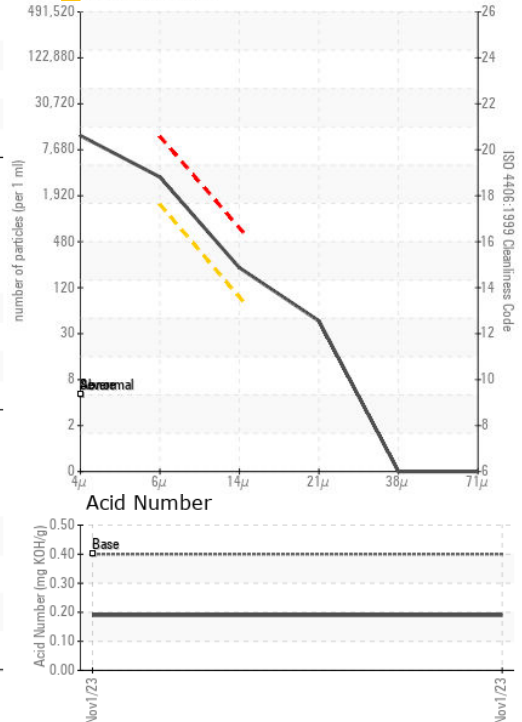
### Non-ferrous Metals



### Viscosity @ 40°C



### ▲ Particle Count



Certificate L2367

**Laboratory** : WearCheck USA - 501 Madison Ave., Cary, NC 27513  
**Sample No.** : KCPA009247 **Received** : 13 Nov 2023  
**Lab Number** : 06006336 **Diagnosed** : 14 Nov 2023  
**Unique Number** : 10740098 **Diagnostician** : Doug Bogart  
**Test Package** : IND 2 ( Additional Tests: KF, PrtCount )

To discuss this sample report, contact Customer Service at 1-800-237-1369.

\* - Denotes test methods that are outside of the ISO 17025 scope of accreditation.

Statements of conformity to specifications are based on the simple acceptance decision rule (JCGM 106:2012)

**FAIRHAVEN SHIPYARD COMPANIES**  
 32 WATER ST  
 FAIRHAVEN, MA  
 US 02719  
 Contact: WILL  
 will@fairhavenshipyard.com

T:  
F: