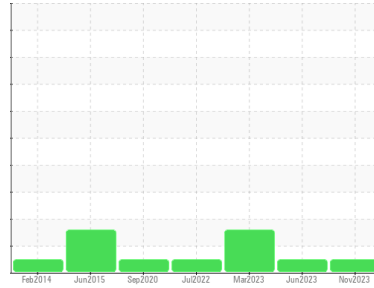




OIL ANALYSIS REPORT

Sample Rating Trend



NORMAL



Area
GCCS XTEND
 Machine Id
ATLAS COPCO HOL023977 - VALMONT (S/N HOL023977 - 8972434614)
 Component
Compressor

DIAGNOSIS

Recommendation

Resample at the next service interval to monitor.

Wear

All component wear rates are normal.

Contamination

There is no indication of any contamination in the oil. The amount and size of particulates present in the system are acceptable.

Fluid Condition

The AN level is acceptable for this fluid. The condition of the oil is suitable for further service.

SAMPLE INFORMATION

	method	limit/base	current	history1	history2
Sample Number	Client Info		UCH06006424	UCH05887504	UCH05795177
Sample Date	Client Info		06 Nov 2023	16 Jun 2023	08 Mar 2023
Machine Age	hrs	Client Info	13161	11084	10201
Oil Age	hrs	Client Info	6000	4000	8000
Oil Changed	Client Info		Not Changed	Not Changd	Changed
Sample Status			NORMAL	NORMAL	ATTENTION

WEAR METALS

	method	limit/base	current	history1	history2
Iron	ppm	ASTM D5185m >50	0	0	<1
Chromium	ppm	ASTM D5185m >5	0	0	0
Nickel	ppm	ASTM D5185m	<1	<1	0
Titanium	ppm	ASTM D5185m	0	0	0
Silver	ppm	ASTM D5185m	0	0	0
Aluminum	ppm	ASTM D5185m >15	0	<1	<1
Lead	ppm	ASTM D5185m >65	0	0	0
Copper	ppm	ASTM D5185m >65	9	18	5
Tin	ppm	ASTM D5185m >10	0	<1	<1
Vanadium	ppm	ASTM D5185m	0	0	0
Cadmium	ppm	ASTM D5185m	0	0	0

ADDITIVES

	method	limit/base	current	history1	history2
Boron	ppm	ASTM D5185m	0	0	0
Barium	ppm	ASTM D5185m	0	0	0
Molybdenum	ppm	ASTM D5185m	0	0	0
Manganese	ppm	ASTM D5185m	0	<1	0
Magnesium	ppm	ASTM D5185m	0	0	0
Calcium	ppm	ASTM D5185m	0	<1	0
Phosphorus	ppm	ASTM D5185m	246	324	261
Zinc	ppm	ASTM D5185m	58	81	94
Sulfur	ppm	ASTM D5185m	504	878	546

CONTAMINANTS

	method	limit/base	current	history1	history2
Silicon	ppm	ASTM D5185m >35	28	27	▲ 39
Sodium	ppm	ASTM D5185m	<1	0	<1
Potassium	ppm	ASTM D5185m >20	0	<1	0

FLUID DEGRADATION

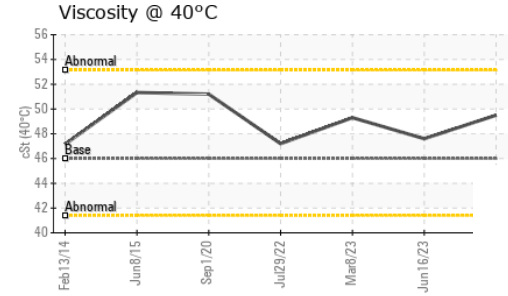
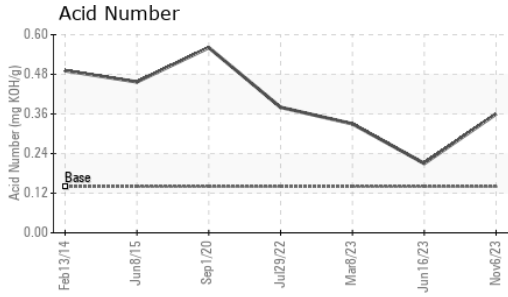
	method	limit/base	current	history1	history2
Acid Number (AN)	mg KOH/g	ASTM D8045 0.14	0.36	0.21	0.33

VISUAL

	method	limit/base	current	history1	history2
White Metal	scalar	*Visual NONE	NONE	NONE	VLITE
Yellow Metal	scalar	*Visual NONE	NONE	NONE	NONE
Precipitate	scalar	*Visual NONE	NONE	NONE	NONE
Silt	scalar	*Visual NONE	NONE	NONE	NONE
Debris	scalar	*Visual NONE	NONE	LIGHT	VLITE
Sand/Dirt	scalar	*Visual NONE	NONE	NONE	NONE
Appearance	scalar	*Visual NORML	NORML	NORML	NORML
Odor	scalar	*Visual NORML	NORML	NORML	NORML
Emulsified Water	scalar	*Visual >0.1	NEG	NEG	NEG
Free Water	scalar	*Visual	NEG	NEG	NEG




OIL ANALYSIS REPORT

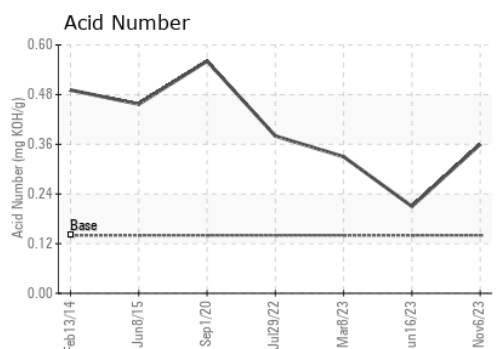
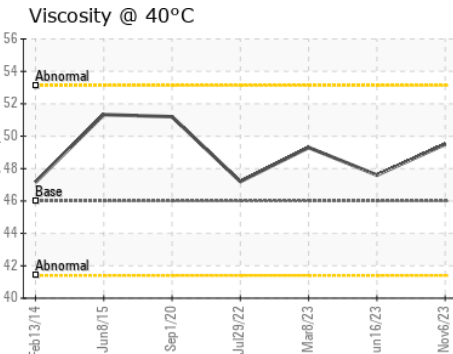
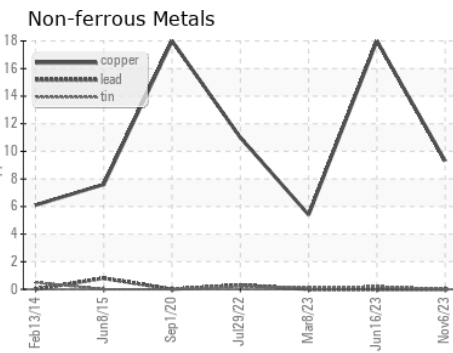
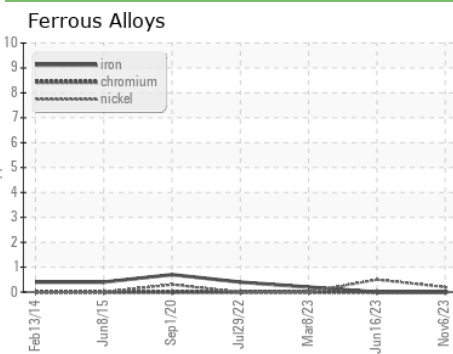


FLUID PROPERTIES		method	limit/base	current	history1	history2
Visc @ 40°C	cSt	ASTM D445	46	49.5	47.6	49.3

SAMPLE IMAGES		method	limit/base	current	history1	history2
---------------	--	--------	------------	---------	----------	----------



GRAPHS



Laboratory : WearCheck USA - 501 Madison Ave., Cary, NC 27513
Sample No. : UCH06006424 **Received** : 13 Nov 2023
Lab Number : 06006424 **Diagnosed** : 15 Nov 2023
Unique Number : 10740186 **Diagnostician** : Angela Borella
Test Package : IND 2

GREEN COUNTY COMPRESSOR SERVICE
 11974 E 530 RD
 CLAREMORE, OK
 US 74019
 Contact: ASHLEY PIGUET
 ashley@gccs.us.com
 T: (918)906-6343
 F:

To discuss this sample report, contact Customer Service at 1-800-237-1369.
 * - Denotes test methods that are outside of the ISO 17025 scope of accreditation.
 Statements of conformity to specifications are based on the simple acceptance decision rule (JCGM 106:2012)