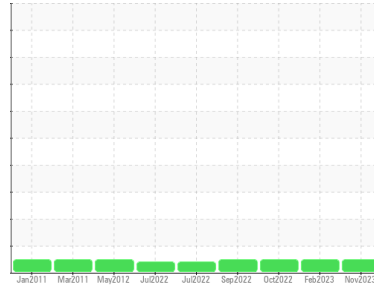




OIL ANALYSIS REPORT

Sample Rating Trend

NORMAL



Machine Id
E 2610 E 2610

Component
Diesel Engine

Fluid
DIESEL ENGINE OIL SAE 15W40 (--- GAL)

DIAGNOSIS

Recommendation

Resample at the next service interval to monitor.

Wear

All component wear rates are normal.

Contamination

There is no indication of any contamination in the oil.

Fluid Condition

The BN result indicates that there is suitable alkalinity remaining in the oil. The condition of the oil is suitable for further service.

SAMPLE INFORMATION		method	limit/base	current	history1	history2
Sample Number	Client Info			HLC0002585	HLC0002156	HLC0001979
Sample Date	Client Info			04 Nov 2023	09 Feb 2023	19 Oct 2022
Machine Age	hrs	Client Info		0	0	0
Oil Age	hrs	Client Info		0	0	0
Oil Changed	Client Info			N/A	N/A	N/A
Sample Status				NORMAL	NORMAL	NORMAL

CONTAMINATION		method	limit/base	current	history1	history2
Fuel	WC Method		>5	<1.0	<1.0	<1.0

WEAR METALS		method	limit/base	current	history1	history2
Iron	ppm	ASTM D5185m	>100	6	8	6
Chromium	ppm	ASTM D5185m	>20	0	<1	<1
Nickel	ppm	ASTM D5185m	>4	0	<1	0
Titanium	ppm	ASTM D5185m		0	0	0
Silver	ppm	ASTM D5185m	>3	0	0	0
Aluminum	ppm	ASTM D5185m	>20	1	2	2
Lead	ppm	ASTM D5185m	>40	<1	<1	<1
Copper	ppm	ASTM D5185m	>330	<1	2	2
Tin	ppm	ASTM D5185m	>15	0	<1	<1
Vanadium	ppm	ASTM D5185m		0	0	0
Cadmium	ppm	ASTM D5185m		0	0	<1

ADDITIVES		method	limit/base	current	history1	history2
Boron	ppm	ASTM D5185m	250	4	2	4
Barium	ppm	ASTM D5185m	10	0	0	0
Molybdenum	ppm	ASTM D5185m	100	2	<1	<1
Manganese	ppm	ASTM D5185m		0	<1	<1
Magnesium	ppm	ASTM D5185m	450	63	30	18
Calcium	ppm	ASTM D5185m	3000	3205	3259	3263
Phosphorus	ppm	ASTM D5185m	1150	295	281	302
Zinc	ppm	ASTM D5185m	1350	361	315	313
Sulfur	ppm	ASTM D5185m	4250	4911	5103	5804

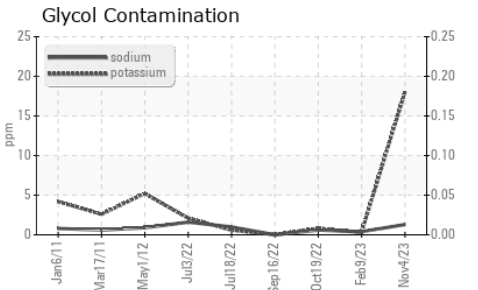
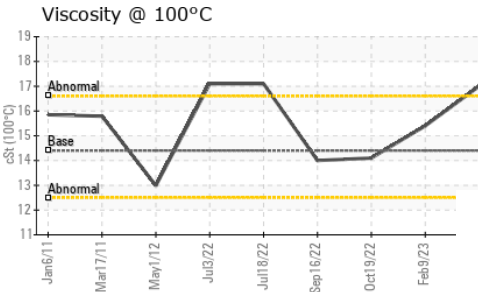
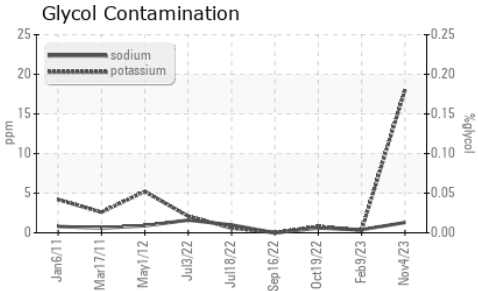
CONTAMINANTS		method	limit/base	current	history1	history2
Silicon	ppm	ASTM D5185m	>25	6	7	7
Sodium	ppm	ASTM D5185m	>158	1	<1	<1
Potassium	ppm	ASTM D5185m	>20	18	<1	<1
Glycol	%	*ASTM D2982		NEG	NEG	NEG

INFRA-RED		method	limit/base	current	history1	history2
Soot %	%	*ASTM D7844	>3	0.1	0.1	0.1
Nitration	Abs/cm	*ASTM D7624	>20	23.9	17.8	11.8
Sulfation	Abs/.1mm	*ASTM D7415	>30	31.3	25.6	22.0

FLUID DEGRADATION		method	limit/base	current	history1	history2
Oxidation	Abs/.1mm	*ASTM D7414	>25	39.1	26.0	16.6
Base Number (BN)	mg KOH/g	ASTM D2896	8.5	4.68	5.21	4.87



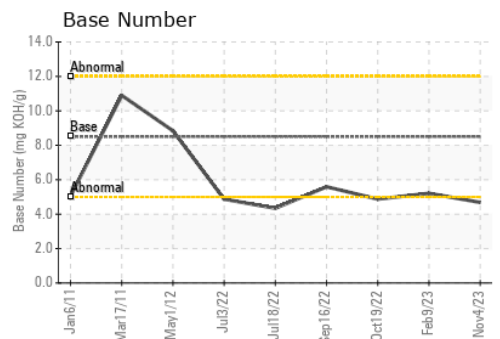
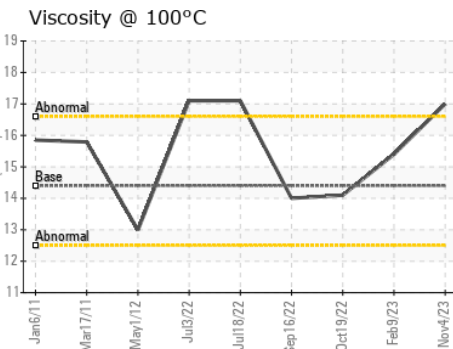
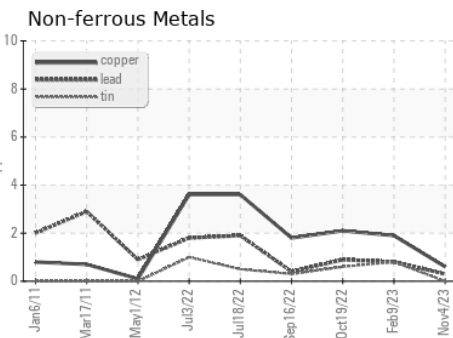
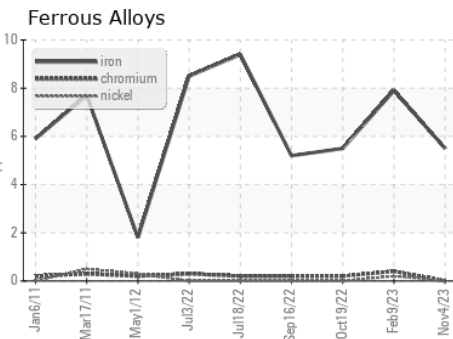
OIL ANALYSIS REPORT



VISUAL	method	limit/base	current	history1	history2
White Metal	scalar	*Visual	NONE	NONE	NONE
Yellow Metal	scalar	*Visual	NONE	NONE	NONE
Precipitate	scalar	*Visual	NONE	NONE	NONE
Silt	scalar	*Visual	NONE	NONE	NONE
Debris	scalar	*Visual	NONE	NONE	NONE
Sand/Dirt	scalar	*Visual	NONE	NONE	NONE
Appearance	scalar	*Visual	NORML	NORML	NORML
Odor	scalar	*Visual	NORML	NORML	NORML
Emulsified Water	scalar	*Visual	>0.2	NEG	NEG
Free Water	scalar	*Visual		NEG	NEG

FLUID PROPERTIES	method	limit/base	current	history1	history2
Visc @ 100°C	cSt	ASTM D445	14.4	17.0	15.4

GRAPHS



Certificate L2367

Laboratory : WearCheck USA - 501 Madison Ave., Cary, NC 27513
Sample No. : HLC0002585 **Received** : 13 Nov 2023
Lab Number : 06006502 **Diagnosed** : 15 Nov 2023
Unique Number : 10740264 **Diagnostician** : Don Baldrige
Test Package : IND 2 (Additional Tests: Glycol)

HILCORP EXPLORATION ALASKA - MILNE POINT
 1000 MILNE POINT RD
 PRUDOE BAY, AK
 US 99734
 Contact: Evan Reilly
 evan.reilly@hilcorp.com
 T: (907)670-3231
 F: x:

To discuss this sample report, contact Customer Service at 1-800-237-1369.

* - Denotes test methods that are outside of the ISO 17025 scope of accreditation.

Statements of conformity to specifications are based on the simple acceptance decision rule (JCGM 106:2012)