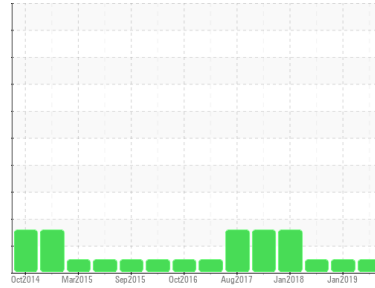




OIL ANALYSIS REPORT

Sample Rating Trend



NORMAL



Area
SANDY B
 Machine Id
[SANDY B] 001 562531-1
 Component
Port Main Engine
 Fluid
CHEVRON DELO 400 LE 15W40 (--- GAL)

DIAGNOSIS

Recommendation

Resample at the next service interval to monitor.

Wear

All component wear rates are normal.

Contamination

There is no indication of any contamination in the oil.

Fluid Condition

The BN result indicates that there is suitable alkalinity remaining in the oil. The condition of the oil is suitable for further service.

SAMPLE INFORMATION

	method	limit/base	current	history1	history2
Sample Number	Client Info		MW0061387	MWM691470	MWM693095
Sample Date	Client Info		01 Nov 2023	30 Jan 2019	12 Nov 2018
Machine Age	hrs	Client Info	6442	0	0
Oil Age	hrs	Client Info	394	0	0
Oil Changed	Client Info		Not Chngd	N/A	N/A
Sample Status			NORMAL	NORMAL	NORMAL

CONTAMINATION

	method	limit/base	current	history1	history2
Fuel	WC Method	>4.0	<1.0	<1.0	<1.0
Glycol	WC Method		NEG	NEG	NEG

WEAR METALS

	method	limit/base	current	history1	history2
Iron	ppm	ASTM D5185m >75	1	4	5
Chromium	ppm	ASTM D5185m >8	0	<1	<1
Nickel	ppm	ASTM D5185m >2	0	0	<1
Titanium	ppm	ASTM D5185m >3	0	0	<1
Silver	ppm	ASTM D5185m >2	0	0	0
Aluminum	ppm	ASTM D5185m >15	0	2	2
Lead	ppm	ASTM D5185m >18	0	<1	2
Copper	ppm	ASTM D5185m >80	5	2	<1
Tin	ppm	ASTM D5185m >14	0	<1	0
Antimony	ppm	ASTM D5185m	---	0	0
Vanadium	ppm	ASTM D5185m	0	0	0
Cadmium	ppm	ASTM D5185m	0	0	0

ADDITIVES

	method	limit/base	current	history1	history2
Boron	ppm	ASTM D5185m	175	290	285
Barium	ppm	ASTM D5185m	0	0	<1
Molybdenum	ppm	ASTM D5185m	9	66	64
Manganese	ppm	ASTM D5185m	0	<1	<1
Magnesium	ppm	ASTM D5185m	32	359	379
Calcium	ppm	ASTM D5185m	2125	1539	1567
Phosphorus	ppm	ASTM D5185m 1200	1030	854	952
Zinc	ppm	ASTM D5185m 1300	1250	972	1045
Sulfur	ppm	ASTM D5185m 3200	3789	3612	2577

CONTAMINANTS

	method	limit/base	current	history1	history2
Silicon	ppm	ASTM D5185m >20	3	4	6
Sodium	ppm	ASTM D5185m >75	2	4	6
Potassium	ppm	ASTM D5185m >20	7	2	7

INFRA-RED

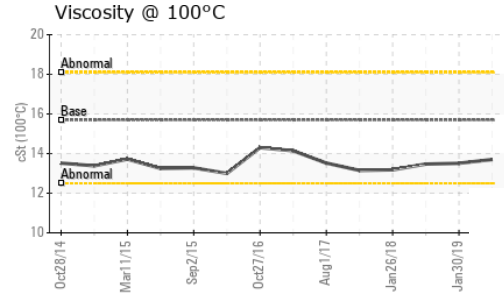
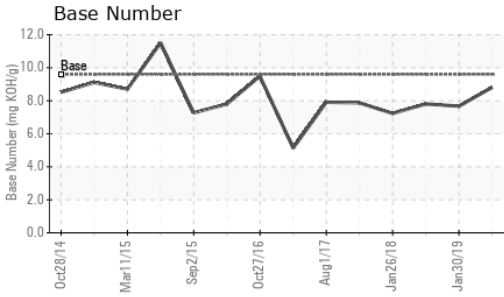
	method	limit/base	current	history1	history2
Soot %	%	*ASTM D7844	0.1	0.1	0.3
Nitration	Abs/cm	*ASTM D7624 >20	6.9	7.8	9.2
Sulfation	Abs/.1mm	*ASTM D7415 >30	20.0	20.9	22.7

FLUID DEGRADATION

	method	limit/base	current	history1	history2
Oxidation	Abs/.1mm	*ASTM D7414 >25	16.6	18.3	20.4
Base Number (BN)	mg KOH/g	ASTM D2896 9.6	8.81	7.67	7.81



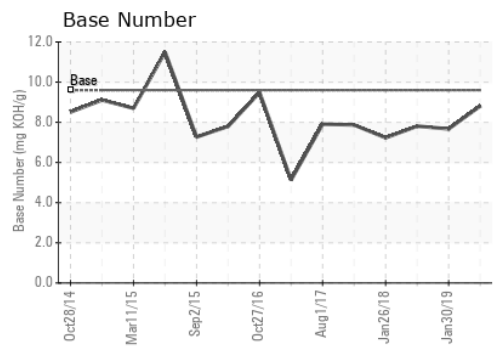
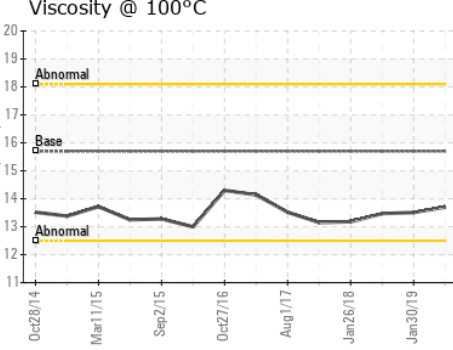
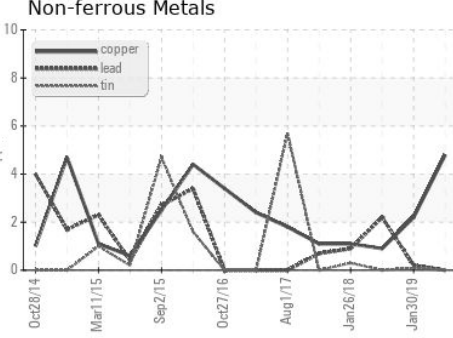
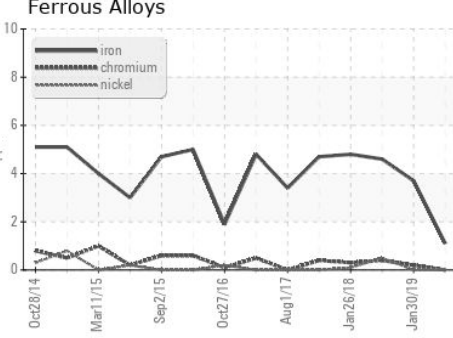
OIL ANALYSIS REPORT



VISUAL	method	limit/base	current	history1	history2
White Metal	scalar	*Visual	NONE	NONE	NONE
Yellow Metal	scalar	*Visual	NONE	NONE	NONE
Precipitate	scalar	*Visual	NONE	NONE	NONE
Silt	scalar	*Visual	NONE	NONE	NONE
Debris	scalar	*Visual	NONE	NONE	NONE
Sand/Dirt	scalar	*Visual	NONE	NONE	NONE
Appearance	scalar	*Visual	NORML	NORML	NORML
Odor	scalar	*Visual	NORML	NORML	NORML
Emulsified Water	scalar	*Visual	>0.1	NEG	NEG
Free Water	scalar	*Visual		NEG	NEG

FLUID PROPERTIES	method	limit/base	current	history1	history2	
Visc @ 100°C	cSt	ASTM D445	15.7	13.7	13.51	13.47

GRAPHS



Certificate L2367

Laboratory : WearCheck USA - 501 Madison Ave., Cary, NC 27513
Sample No. : MW0061387 **Received** : 13 Nov 2023
Lab Number : **06006536** **Diagnosed** : 15 Nov 2023
Unique Number : 10740298 **Diagnostician** : Don Baldrige
Test Package : MAR 2

INGRAM BARGE
 900 S 3RD ST
 PADUCAH, KY
 US 42003
 Contact: KIM PRATER
 kim.prater@ingrambarge.com
 T: (270)415-4467
 F: (615)695-3697

To discuss this sample report, contact Customer Service at 1-800-237-1369.
 * - Denotes test methods that are outside of the ISO 17025 scope of accreditation.
 Statements of conformity to specifications are based on the simple acceptance decision rule (JCGM 106:2012)