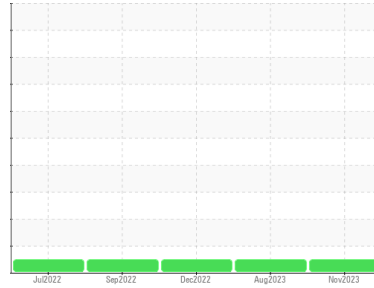




OIL ANALYSIS REPORT

Sample Rating Trend

NORMAL



Area
SYNOIL 8K FG XL
 Machine Id
GARDNER DENVER VS170 S477250 - TRILLIANT FOODS
 Component
Compressor

DIAGNOSIS

Recommendation

Resample at the next service interval to monitor.

Wear

All component wear rates are normal.

Contamination

There is no indication of any contamination in the oil.

Fluid Condition

The AN level is acceptable for this fluid. The condition of the oil is suitable for further service.

SAMPLE INFORMATION

	method	limit/base	current	history1	history2
Sample Number	Client Info		UCZ06007777	UCZ05937929	UCZ05723141
Sample Date	Client Info		02 Nov 2023	21 Aug 2023	09 Dec 2022
Machine Age	hrs	Client Info	68959	67223	61112
Oil Age	hrs	Client Info	6178	4500	5811
Oil Changed	Client Info		N/A	N/A	N/A
Sample Status			NORMAL	NORMAL	NORMAL

WEAR METALS

	method	limit/base	current	history1	history2
Iron	ppm	ASTM D5185m >50	0	0	<1
Chromium	ppm	ASTM D5185m >5	0	0	0
Nickel	ppm	ASTM D5185m	0	0	0
Titanium	ppm	ASTM D5185m	<1	0	0
Silver	ppm	ASTM D5185m	0	0	0
Aluminum	ppm	ASTM D5185m >15	0	<1	0
Lead	ppm	ASTM D5185m >65	0	0	0
Copper	ppm	ASTM D5185m >65	2	1	1
Tin	ppm	ASTM D5185m >10	0	0	0
Vanadium	ppm	ASTM D5185m	<1	0	0
Cadmium	ppm	ASTM D5185m	0	0	0

ADDITIVES

	method	limit/base	current	history1	history2
Boron	ppm	ASTM D5185m 1	0	0	<1
Barium	ppm	ASTM D5185m 0.3	0	0	0
Molybdenum	ppm	ASTM D5185m 0	0	0	0
Manganese	ppm	ASTM D5185m 0	0	<1	0
Magnesium	ppm	ASTM D5185m 0	0	0	<1
Calcium	ppm	ASTM D5185m 0.5	0	0	0
Phosphorus	ppm	ASTM D5185m 536	15	56	15
Zinc	ppm	ASTM D5185m 0.2	0	0	8
Sulfur	ppm	ASTM D5185m 649	0	332	684

CONTAMINANTS

	method	limit/base	current	history1	history2
Silicon	ppm	ASTM D5185m >35	0	0	0
Sodium	ppm	ASTM D5185m	<1	<1	0
Potassium	ppm	ASTM D5185m >20	0	<1	<1

FLUID DEGRADATION

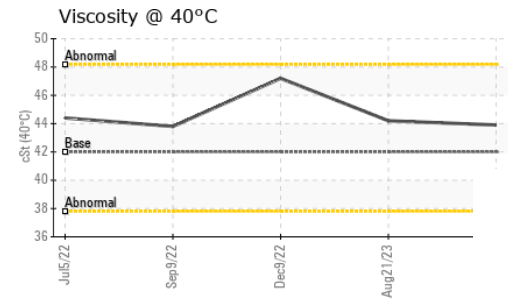
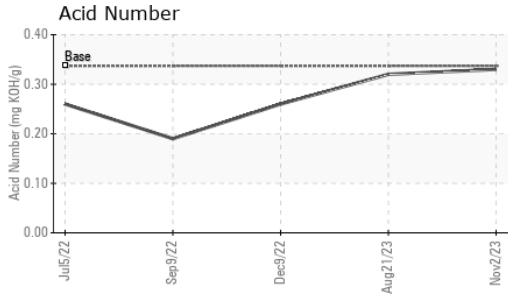
	method	limit/base	current	history1	history2
Acid Number (AN)	mg KOH/g	ASTM D8045 0.337	0.33	0.32	0.26

VISUAL

	method	limit/base	current	history1	history2
White Metal	scalar	*Visual NONE	NONE	NONE	VLITE
Yellow Metal	scalar	*Visual NONE	NONE	NONE	NONE
Precipitate	scalar	*Visual NONE	NONE	NONE	NONE
Silt	scalar	*Visual NONE	NONE	NONE	NONE
Debris	scalar	*Visual NONE	NONE	NONE	VLITE
Sand/Dirt	scalar	*Visual NONE	NONE	NONE	NONE
Appearance	scalar	*Visual NORML	NORML	NORML	NORML
Odor	scalar	*Visual NORML	NORML	NORML	NORML
Emulsified Water	scalar	*Visual >0.1	NEG	NEG	NEG
Free Water	scalar	*Visual	NEG	NEG	NEG




OIL ANALYSIS REPORT

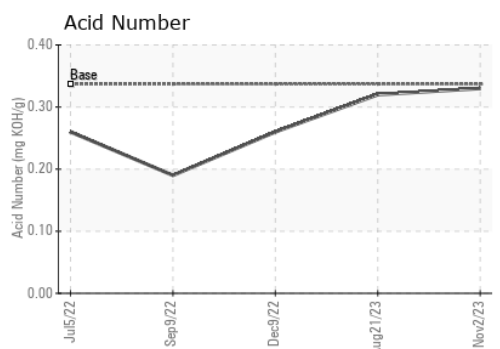
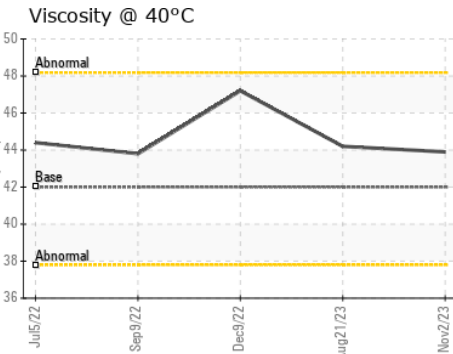
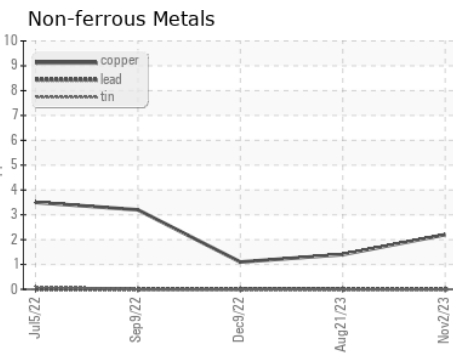
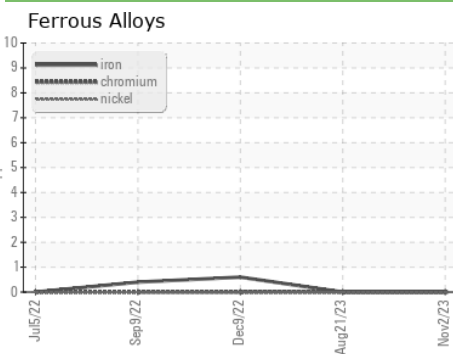


FLUID PROPERTIES	method	limit/base	current	history1	history2	
Visc @ 40°C	cSt	ASTM D445	42.0	43.9	44.2	47.2

SAMPLE IMAGES	method	limit/base	current	history1	history2
---------------	--------	------------	---------	----------	----------



GRAPHS



Laboratory : WearCheck USA - 501 Madison Ave., Cary, NC 27513
Sample No. : UCZ06007777 **Received** : 14 Nov 2023
Lab Number : **06007777** **Diagnosed** : 16 Nov 2023
Unique Number : 10741539 **Diagnostician** : Don Baldrige
Test Package : IND 2

ZORN COMP & EQUIPMENT CO (GB)
 733 POTTS AVE
 GREEN BAY, WI
 US 54304
 Contact: DEAN SCHAD
 dean.schad@zornair.com
 T: (920)391-8121
 F: (920)499-1168

Certificate L2367
 To discuss this sample report, contact Customer Service at 1-800-237-1369.
 * - Denotes test methods that are outside of the ISO 17025 scope of accreditation.
 Statements of conformity to specifications are based on the simple acceptance decision rule (JCGM 106:2012)