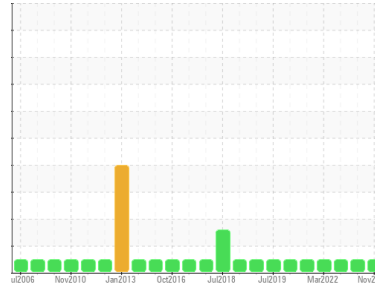




OIL ANALYSIS REPORT

Sample Rating Trend



NORMAL



Area
OKLAHOMA/102/EG - OTHER SERVICE
 Machine Id
87.40 [OKLAHOMA^102^EG - OTHER SERVICE]
 Component
Diesel Engine
 Fluid
MOBIL DELVAC 1300 SUPER15W40 (--- GAL)

DIAGNOSIS

Recommendation

Resample at the next service interval to monitor.

Wear

All component wear rates are normal.

Contamination

There is no indication of any contamination in the oil.

Fluid Condition

The BN result indicates that there is suitable alkalinity remaining in the oil. The condition of the oil is suitable for further service.

SAMPLE INFORMATION

| | method | limit/base | current | history1 | history2 |
|---------------|-------------|-------------|--------------------|-------------|-------------|
| Sample Number | Client Info | | WC0857273 | WC0778314 | WC0746221 |
| Sample Date | Client Info | | 06 Nov 2023 | 19 Apr 2023 | 23 Nov 2022 |
| Machine Age | hrs | Client Info | 6135 | 6000 | 5888 |
| Oil Age | hrs | Client Info | 135 | 187 | 218 |
| Oil Changed | Client Info | | Changed | Changed | Changed |
| Sample Status | | | NORMAL | NORMAL | NORMAL |

CONTAMINATION

| | method | limit/base | current | history1 | history2 |
|--------|-----------|------------|----------------|----------|----------|
| Fuel | WC Method | >5 | <1.0 | <1.0 | <1.0 |
| Glycol | WC Method | | NEG | NEG | NEG |

WEAR METALS

| | method | limit/base | current | history1 | history2 |
|----------|--------|------------------|--------------|----------|----------|
| Iron | ppm | ASTM D5185m >100 | 6 | 8 | 22 |
| Chromium | ppm | ASTM D5185m >20 | 0 | 0 | 2 |
| Nickel | ppm | ASTM D5185m >4 | 0 | 0 | 0 |
| Titanium | ppm | ASTM D5185m | 0 | 0 | 0 |
| Silver | ppm | ASTM D5185m >3 | 0 | 0 | 0 |
| Aluminum | ppm | ASTM D5185m >20 | 2 | <1 | 3 |
| Lead | ppm | ASTM D5185m >40 | <1 | 0 | 5 |
| Copper | ppm | ASTM D5185m >330 | 2 | 2 | <1 |
| Tin | ppm | ASTM D5185m >15 | 0 | <1 | <1 |
| Vanadium | ppm | ASTM D5185m | 0 | 0 | 0 |
| Cadmium | ppm | ASTM D5185m | 0 | 0 | 0 |

ADDITIVES

| | method | limit/base | current | history1 | history2 |
|------------|--------|---------------|--------------|----------|----------|
| Boron | ppm | ASTM D5185m 0 | 60 | 67 | 6 |
| Barium | ppm | ASTM D5185m 0 | 0 | 0 | 2 |
| Molybdenum | ppm | ASTM D5185m 0 | 44 | 44 | 63 |
| Manganese | ppm | ASTM D5185m | <1 | <1 | <1 |
| Magnesium | ppm | ASTM D5185m 0 | 564 | 490 | 952 |
| Calcium | ppm | ASTM D5185m | 1774 | 1779 | 1138 |
| Phosphorus | ppm | ASTM D5185m | 828 | 775 | 996 |
| Zinc | ppm | ASTM D5185m | 1015 | 921 | 1277 |
| Sulfur | ppm | ASTM D5185m | 2721 | 2466 | 3386 |

CONTAMINANTS

| | method | limit/base | current | history1 | history2 |
|-----------|--------|-----------------|----------|----------|----------|
| Silicon | ppm | ASTM D5185m >25 | 8 | 9 | 6 |
| Sodium | ppm | ASTM D5185m | 2 | 0 | 1 |
| Potassium | ppm | ASTM D5185m >20 | 0 | 1 | 6 |

INFRA-RED

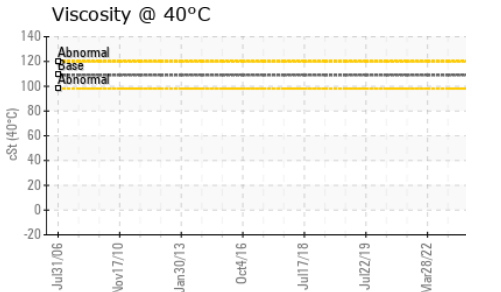
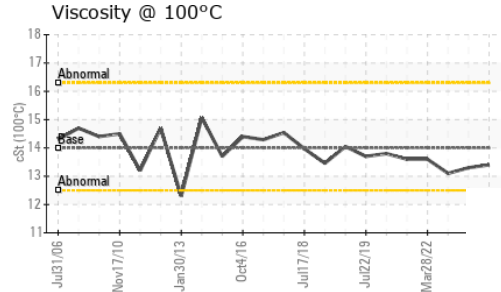
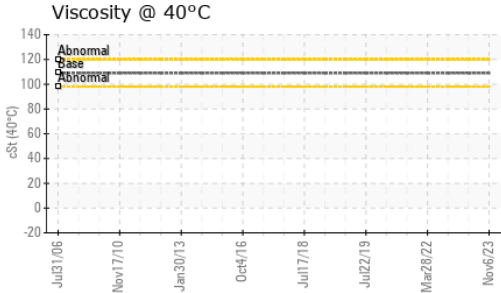
| | method | limit/base | current | history1 | history2 |
|-----------|----------|-----------------|-------------|----------|----------|
| Soot % | % | *ASTM D7844 >3 | 0.1 | 0.1 | 0.1 |
| Nitration | Abs/cm | *ASTM D7624 >20 | 7.4 | 6.9 | 8.2 |
| Sulfation | Abs/.1mm | *ASTM D7415 >30 | 22.2 | 20.4 | 23.9 |

FLUID DEGRADATION

| | method | limit/base | current | history1 | history2 |
|------------------|----------|-----------------|-------------|----------|----------|
| Oxidation | Abs/.1mm | *ASTM D7414 >25 | 21.4 | 20.0 | 22.7 |
| Base Number (BN) | mg KOH/g | ASTM D2896 9.4 | 10.6 | 9.4 | 12.1 |



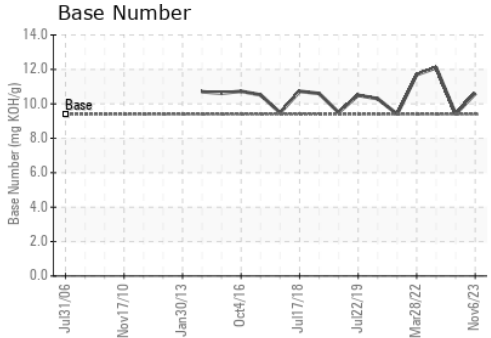
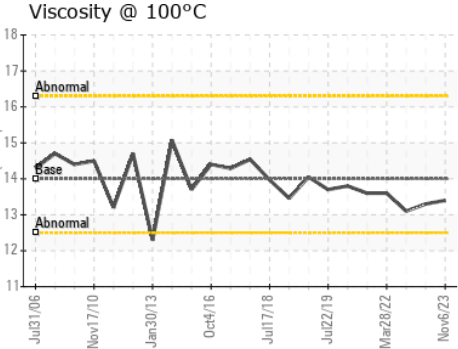
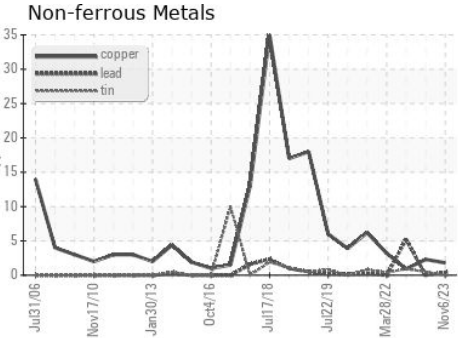
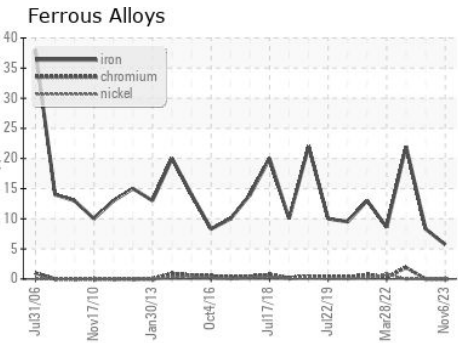
OIL ANALYSIS REPORT



| VISUAL | method | limit/base | current | history1 | history2 |
|------------------|--------|------------|---------|----------|----------|
| White Metal | scalar | *Visual | NONE | NONE | NONE |
| Yellow Metal | scalar | *Visual | NONE | NONE | NONE |
| Precipitate | scalar | *Visual | NONE | NONE | NONE |
| Silt | scalar | *Visual | NONE | NONE | NONE |
| Debris | scalar | *Visual | NONE | NONE | NONE |
| Sand/Dirt | scalar | *Visual | NONE | NONE | NONE |
| Appearance | scalar | *Visual | NORML | NORML | NORML |
| Odor | scalar | *Visual | NORML | NORML | NORML |
| Emulsified Water | scalar | *Visual | >0.2 | NEG | NEG |
| Free Water | scalar | *Visual | | NEG | NEG |

| FLUID PROPERTIES | method | limit/base | current | history1 | history2 |
|------------------|--------|--------------|-------------|----------|----------|
| Visc @ 100°C | cSt | ASTM D445 14 | 13.4 | 13.3 | 13.1 |

GRAPHS



Certificate L2367

Laboratory : WearCheck USA - 501 Madison Ave., Cary, NC 27513
Sample No. : WC0857273
Lab Number : 06008129
Unique Number : 10741891
Test Package : CONST (Additional Tests: KV40, TBN)

SHERWOOD CONSTRUCTION CO INC
 3219 WEST MAY ST
 WICHITA, KS
 US 67213
 Contact: DOUG KING
 doug.king@sherwood.net
 T: (316)617-3161
 F: x:

To discuss this sample report, contact Customer Service at 1-800-237-1369.

* - Denotes test methods that are outside of the ISO 17025 scope of accreditation.

Statements of conformity to specifications are based on the simple acceptance decision rule (JCGM 106:2012)