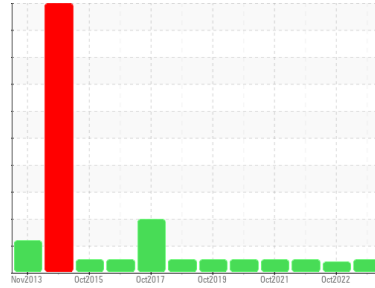




OIL ANALYSIS REPORT

Sample Rating Trend



NORMAL



Area
[30660626 SDR]
 Machine Id
L-4 BRAUN PMP (S/N 20076398)
 Component
Gearbox
 Fluid
GEAR OIL ISO 150 (--- GAL)

DIAGNOSIS

Recommendation

Resample at the next service interval to monitor.

Wear

All component wear rates are normal.

Contamination

There is no indication of any contamination in the oil.

Fluid Condition

The AN level is acceptable for this fluid. The condition of the oil is suitable for further service.

SAMPLE INFORMATION		method	limit/base	current	history1	history2
Sample Number	Client Info			WC0562266	WC0562070	WC0605594
Sample Date	Client Info			22 Oct 2023	02 Oct 2022	26 Feb 2022
Machine Age	hrs	Client Info		0	0	0
Oil Age	hrs	Client Info		0	0	0
Oil Changed	Client Info			Changed	Changed	Changed
Sample Status				NORMAL	ABNORMAL	NORMAL

WEAR METALS		method	limit/base	current	history1	history2
Iron	ppm	ASTM D5185m	>200	0	14	5
Chromium	ppm	ASTM D5185m	>15	0	0	<1
Nickel	ppm	ASTM D5185m	>15	0	0	2
Titanium	ppm	ASTM D5185m		0	0	0
Silver	ppm	ASTM D5185m		0	0	0
Aluminum	ppm	ASTM D5185m	>25	<1	<1	<1
Lead	ppm	ASTM D5185m	>100	0	0	<1
Copper	ppm	ASTM D5185m	>200	0	<1	<1
Tin	ppm	ASTM D5185m	>25	0	0	<1
Antimony	ppm	ASTM D5185m	>5	---	---	---
Vanadium	ppm	ASTM D5185m		0	<1	0
Cadmium	ppm	ASTM D5185m		0	0	0

ADDITIVES		method	limit/base	current	history1	history2
Boron	ppm	ASTM D5185m	50	0	0	0
Barium	ppm	ASTM D5185m	15	0	0	0
Molybdenum	ppm	ASTM D5185m	15	0	<1	<1
Manganese	ppm	ASTM D5185m		0	1	0
Magnesium	ppm	ASTM D5185m	50	1	0	2
Calcium	ppm	ASTM D5185m	50	<1	0	46
Phosphorus	ppm	ASTM D5185m	350	124	166	199
Zinc	ppm	ASTM D5185m	100	0	0	27
Sulfur	ppm	ASTM D5185m	12500	1816	1445	1651

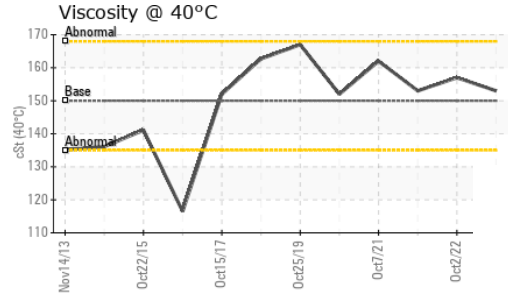
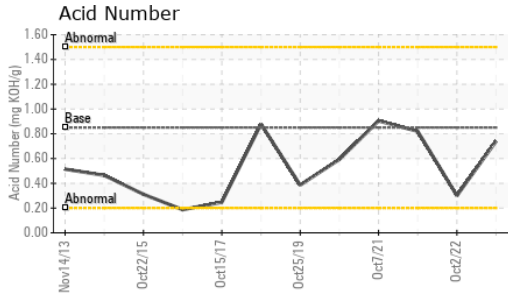
CONTAMINANTS		method	limit/base	current	history1	history2
Silicon	ppm	ASTM D5185m	>50	2	3	2
Sodium	ppm	ASTM D5185m		0	0	1
Potassium	ppm	ASTM D5185m	>20	0	0	9

FLUID DEGRADATION		method	limit/base	current	history1	history2
Acid Number (AN)	mg KOH/g	ASTM D8045	0.85	0.74	0.30	0.82

VISUAL		method	limit/base	current	history1	history2
White Metal	scalar	*Visual	NONE	NONE	NONE	NONE
Yellow Metal	scalar	*Visual	NONE	NONE	NONE	NONE
Precipitate	scalar	*Visual	NONE	NONE	NONE	NONE
Silt	scalar	*Visual	NONE	NONE	NONE	NONE
Debris	scalar	*Visual	NONE	NONE	▲ MODER	NONE
Sand/Dirt	scalar	*Visual	NONE	NONE	NONE	NONE
Appearance	scalar	*Visual	NORML	NORML	NORML	NORML
Odor	scalar	*Visual	NORML	NORML	NORML	NORML
Emulsified Water	scalar	*Visual	>0.2	NEG	NEG	NEG
Free Water	scalar	*Visual		NEG	NEG	NEG




OIL ANALYSIS REPORT

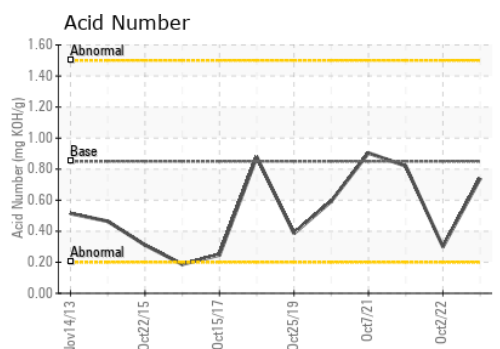
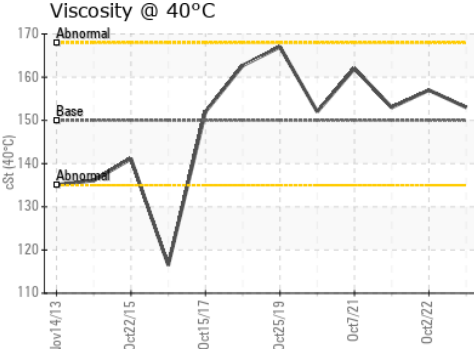
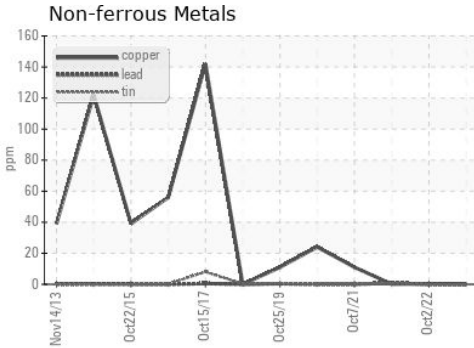
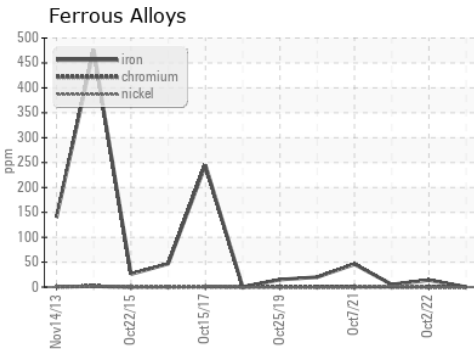


FLUID PROPERTIES		method	limit/base	current	history1	history2
Visc @ 40°C	cSt	ASTM D445	150	153	157	153

SAMPLE IMAGES		method	limit/base	current	history1	history2
---------------	--	--------	------------	---------	----------	----------



GRAPHS



Laboratory : WearCheck USA - 501 Madison Ave., Cary, NC 27513
Sample No. : WC0562266 **Received** : 15 Nov 2023
Lab Number : 06008490 **Diagnosed** : 17 Nov 2023
Unique Number : 10742252 **Diagnostician** : Don Baldrige
Test Package : IND 2

MARS CHOCOLATE
 2019 NORTH OAK PARK
 CHICAGO, IL
 US 60707
 Contact: TONY FIORE
 tony.fiore@effem.com
 T: (773)745-2279
 F:

Certificate L2367
 To discuss this sample report, contact Customer Service at 1-800-237-1369.
 * - Denotes test methods that are outside of the ISO 17025 scope of accreditation.
 Statements of conformity to specifications are based on the simple acceptance decision rule (JCGM 106:2012)