



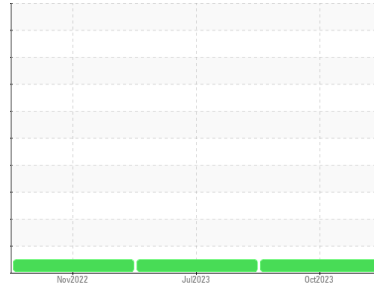
OIL ANALYSIS REPORT

Sample Rating Trend

NORMAL



Area
CS-46 [PM4-2470861]
 Machine Id
ATLAS COPCO API544071 - BUILDERS FIRST SOURCE
 Component
Compressor



DIAGNOSIS

Recommendation

Oil and filter change at the time of sampling has been noted. Resample at the next service interval to monitor.

Wear

All component wear rates are normal.

Contamination

High concentration of visible dirt/debris present in the oil.

Fluid Condition

The AN level is acceptable for this fluid. The condition of the oil is suitable for further service.

SAMPLE INFORMATION		method	limit/base	current	history1	history2
Sample Number	Client Info			UCH06009720	UCH05916181	UCH05713676
Sample Date	Client Info			26 Oct 2023	24 Jul 2023	07 Nov 2022
Machine Age	hrs	Client Info		3713	2560	668
Oil Age	hrs	Client Info		3045	1892	0
Oil Changed	Client Info			Changed	Not Changd	Changed
Sample Status				NORMAL	NORMAL	NORMAL

WEAR METALS		method	limit/base	current	history1	history2
Iron	ppm	ASTM D5185m	>50	0	0	0
Chromium	ppm	ASTM D5185m	>5	0	0	0
Nickel	ppm	ASTM D5185m		0	0	0
Titanium	ppm	ASTM D5185m		0	<1	0
Silver	ppm	ASTM D5185m		0	0	0
Aluminum	ppm	ASTM D5185m	>15	0	0	0
Lead	ppm	ASTM D5185m	>65	0	0	0
Copper	ppm	ASTM D5185m	>65	<1	<1	<1
Tin	ppm	ASTM D5185m	>10	0	0	<1
Vanadium	ppm	ASTM D5185m		0	0	0
Cadmium	ppm	ASTM D5185m		0	0	0

ADDITIVES		method	limit/base	current	history1	history2
Boron	ppm	ASTM D5185m	1.5	0	0	0
Barium	ppm	ASTM D5185m	0	2	0	5
Molybdenum	ppm	ASTM D5185m	0	0	0	<1
Manganese	ppm	ASTM D5185m	0.3	0	0	0
Magnesium	ppm	ASTM D5185m	0	0	3	<1
Calcium	ppm	ASTM D5185m	0	0	0	0
Phosphorus	ppm	ASTM D5185m	406	195	224	328
Zinc	ppm	ASTM D5185m	0	5	10	24
Sulfur	ppm	ASTM D5185m	1283	618	844	0

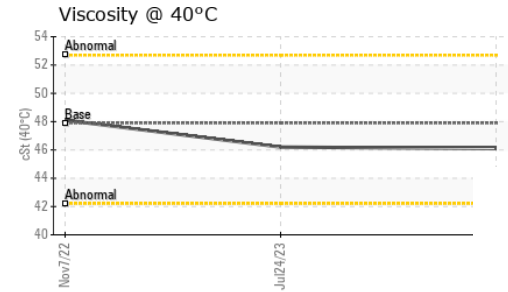
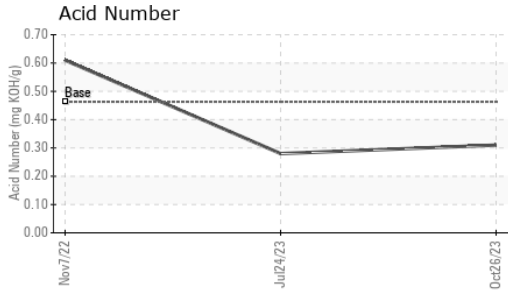
CONTAMINANTS		method	limit/base	current	history1	history2
Silicon	ppm	ASTM D5185m	>35	1	<1	1
Sodium	ppm	ASTM D5185m		2	<1	2
Potassium	ppm	ASTM D5185m	>20	0	1	1

FLUID DEGRADATION		method	limit/base	current	history1	history2
Acid Number (AN)	mg KOH/g	ASTM D8045	0.463	0.31	0.28	0.61

VISUAL		method	limit/base	current	history1	history2
White Metal	scalar	*Visual	NONE	NONE	LIGHT	LIGHT
Yellow Metal	scalar	*Visual	NONE	NONE	NONE	NONE
Precipitate	scalar	*Visual	NONE	NONE	NONE	NONE
Silt	scalar	*Visual	NONE	NONE	NONE	NONE
Debris	scalar	*Visual	NONE	HEAVY	LIGHT	MODER
Sand/Dirt	scalar	*Visual	NONE	NONE	NONE	NONE
Appearance	scalar	*Visual	NORML	NORML	NORML	NORML
Odor	scalar	*Visual	NORML	NORML	NORML	NORML
Emulsified Water	scalar	*Visual	>0.1	NEG	NEG	NEG
Free Water	scalar	*Visual		NEG	NEG	NEG




OIL ANALYSIS REPORT

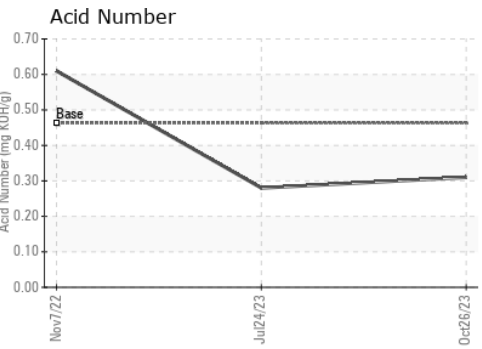
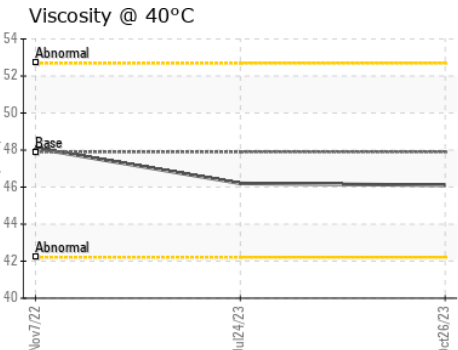
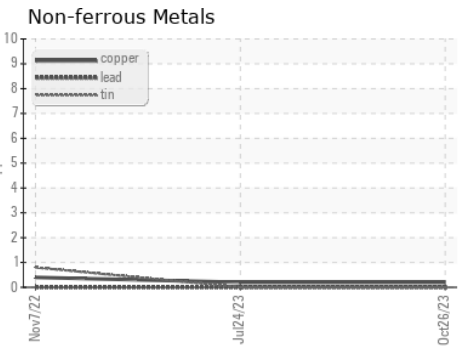
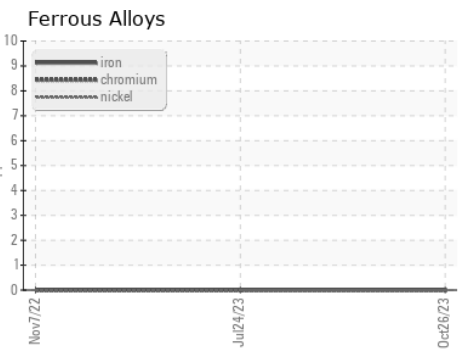


FLUID PROPERTIES	method	limit/base	current	history1	history2	
Visc @ 40°C	cSt	ASTM D445	47.9	46.1	46.2	48.1

SAMPLE IMAGES	method	limit/base	current	history1	history2
---------------	--------	------------	---------	----------	----------



GRAPHS



Certificate L2367

Laboratory : WearCheck USA - 501 Madison Ave., Cary, NC 27513
Sample No. : UCH06009720 **Received** : 16 Nov 2023
Lab Number : **06009720** **Diagnosed** : 17 Nov 2023
Unique Number : 10743482 **Diagnostician** : Doug Bogart
Test Package : IND 2

To discuss this sample report, contact Customer Service at 1-800-237-1369.

* - Denotes test methods that are outside of the ISO 17025 scope of accreditation.

Statements of conformity to specifications are based on the simple acceptance decision rule (JCGM 106:2012)

CISCO AIR SYSTEMS
 214 27TH ST
 SACRAMENTO, CA
 US 95816

Contact: BARRY FRKOVICH
barryfrkovich@ciscoair.com

T: (916)444-2525

F: x: