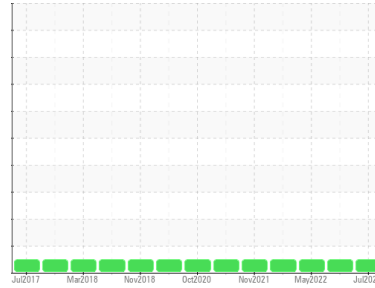


Area
PO-4010
 Machine Id
QUINCY UTY301623 - KOCK FOODS
 Component
Compressor



DIAGNOSIS

Recommendation

Resample at the next service interval to monitor.

Wear

All component wear rates are normal.

Contamination

There is no indication of any contamination in the oil.

Fluid Condition

The AN level is acceptable for this fluid. The condition of the oil is suitable for further service.

SAMPLE INFORMATION		method	limit/base	current	history1	history2
Sample Number	Client Info			UCP06010983	UCP05943699	UCP05551463
Sample Date	Client Info			19 Jul 2023	28 Feb 2023	05 May 2022
Machine Age	hrs	Client Info		63315	61789	0
Oil Age	hrs	Client Info		3201	2000	3000
Oil Changed	Client Info			Not Changed	Not Changed	Not Changed
Sample Status				NORMAL	NORMAL	NORMAL

CONTAMINATION		method	limit/base	current	history1	history2
Water	WC Method		>0.1	NEG	NEG	NEG

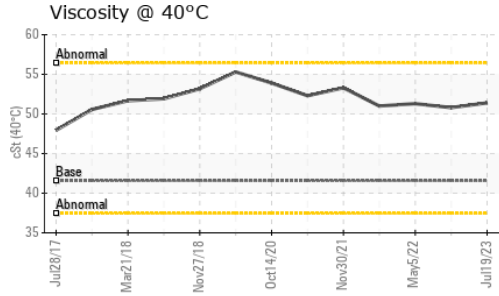
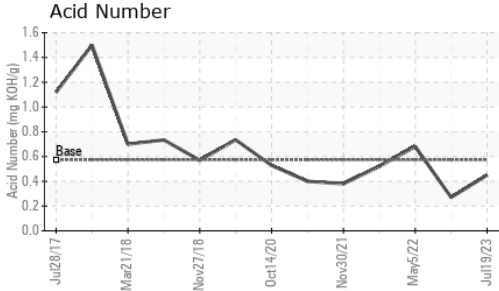
WEAR METALS		method	limit/base	current	history1	history2
Iron	ppm	ASTM D5185m	>50	0	<1	<1
Chromium	ppm	ASTM D5185m	>10	0	0	0
Nickel	ppm	ASTM D5185m		0	0	0
Titanium	ppm	ASTM D5185m		0	0	0
Silver	ppm	ASTM D5185m		0	0	0
Aluminum	ppm	ASTM D5185m	>25	0	0	<1
Lead	ppm	ASTM D5185m	>25	0	<1	0
Copper	ppm	ASTM D5185m	>50	<1	4	<1
Tin	ppm	ASTM D5185m	>15	<1	0	<1
Antimony	ppm	ASTM D5185m		---	---	---
Vanadium	ppm	ASTM D5185m		0	0	0
Cadmium	ppm	ASTM D5185m		0	0	0

ADDITIVES		method	limit/base	current	history1	history2
Boron	ppm	ASTM D5185m	0	0	0	<1
Barium	ppm	ASTM D5185m	0.4	0	2	0
Molybdenum	ppm	ASTM D5185m	0.5	0	0	0
Manganese	ppm	ASTM D5185m	0.4	0	0	<1
Magnesium	ppm	ASTM D5185m	0	<1	<1	<1
Calcium	ppm	ASTM D5185m	0.3	0	0	<1
Phosphorus	ppm	ASTM D5185m	1376	686	664	842
Zinc	ppm	ASTM D5185m	0	0	11	54
Sulfur	ppm	ASTM D5185m	320	762	491	313

CONTAMINANTS		method	limit/base	current	history1	history2
Silicon	ppm	ASTM D5185m	>25	2	2	<1
Sodium	ppm	ASTM D5185m		0	0	5
Potassium	ppm	ASTM D5185m	>20	0	<1	1

FLUID DEGRADATION		method	limit/base	current	history1	history2
Acid Number (AN)	mg KOH/g	ASTM D8045	0.573	0.45	0.27	0.68


OIL ANALYSIS REPORT



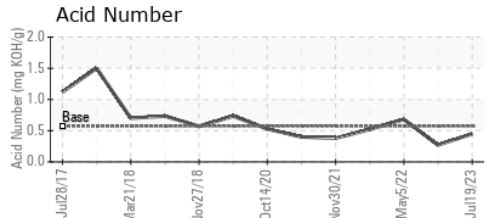
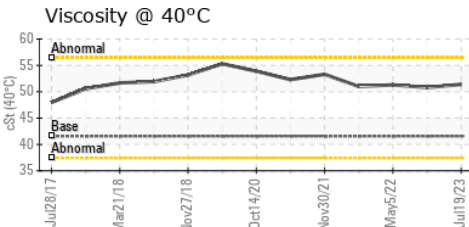
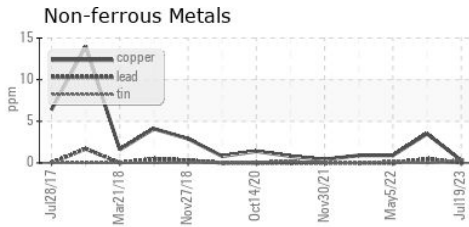
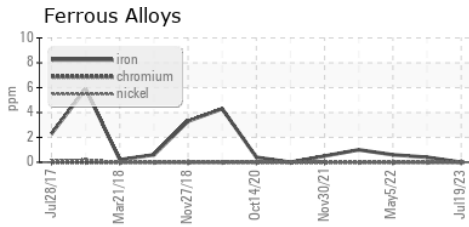
VISUAL	method	limit/base	current	history1	history2
White Metal	scalar	*Visual	NONE	NONE	NONE
Yellow Metal	scalar	*Visual	NONE	NONE	NONE
Precipitate	scalar	*Visual	NONE	NONE	NONE
Silt	scalar	*Visual	NONE	NONE	NONE
Debris	scalar	*Visual	NONE	NONE	NONE
Sand/Dirt	scalar	*Visual	NONE	NONE	NONE
Appearance	scalar	*Visual	NORML	NORML	NORML
Odor	scalar	*Visual	NORML	NORML	NORML
Emulsified Water	scalar	*Visual	>0.1	NEG	NEG
Free Water	scalar	*Visual		NEG	NEG

FLUID PROPERTIES	method	limit/base	current	history1	history2	
Visc @ 40°C	cSt	ASTM D445	41.57	51.4	50.8	51.3

SAMPLE IMAGES	method	limit/base	current	history1	history2
---------------	--------	------------	---------	----------	----------



GRAPHS



Laboratory : WearCheck USA - 501 Madison Ave., Cary, NC 27513
Sample No. : UCP06010983 **Received** : 17 Nov 2023
Lab Number : **06010983** **Diagnosed** : 21 Nov 2023
Unique Number : 10750127 **Diagnostician** : Don Baldrige
Test Package : IND 2

PATTONS INC - BIRMINGHAM
 20 MONROE DR
 PELHAM, AL
 US 35124
 Contact: MARK FLOYD
 mark.floyd@pattonsync.com
 T:
 F: (205)780-4508

To discuss this sample report, contact Customer Service at 1-800-237-1369.
 * - Denotes test methods that are outside of the ISO 17025 scope of accreditation.
 Statements of conformity to specifications are based on the simple acceptance decision rule (JCGM 106:2012)