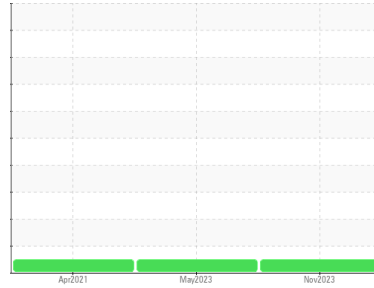




OIL ANALYSIS REPORT

Sample Rating Trend

NORMAL



Area
JBS 310 PLUS
 Machine Id
QUINCY BU0905140098 - PERMA PIPE
 Component
Compressor

DIAGNOSIS

Recommendation

Resample at the next service interval to monitor.

Wear

All component wear rates are normal.

Contamination

There is no indication of any contamination in the oil.

Fluid Condition

The AN level is acceptable for this fluid. The condition of the oil is suitable for further service.

SAMPLE INFORMATION

| | method | limit/base | current | history1 | history2 |
|---------------|-------------|-------------|--------------------|-------------|-------------|
| Sample Number | Client Info | | UCH06010996 | UCH05843438 | UCH05237031 |
| Sample Date | Client Info | | 07 Nov 2023 | 03 May 2023 | 20 Apr 2021 |
| Machine Age | hrs | Client Info | 29382 | 27887 | 22514 |
| Oil Age | hrs | Client Info | 1495 | 2156 | 0 |
| Oil Changed | | Client Info | N/A | N/A | N/A |
| Sample Status | | | NORMAL | NORMAL | NORMAL |

CONTAMINATION

| | method | limit/base | current | history1 | history2 |
|-------|-----------|------------|------------|----------|----------|
| Water | WC Method | >0.1 | NEG | NEG | NEG |

WEAR METALS

| | method | limit/base | current | history1 | history2 |
|----------|--------|-----------------|--------------|----------|----------|
| Iron | ppm | ASTM D5185m >50 | 0 | <1 | <1 |
| Chromium | ppm | ASTM D5185m >10 | 0 | 0 | 0 |
| Nickel | ppm | ASTM D5185m | 0 | 0 | 0 |
| Titanium | ppm | ASTM D5185m | 0 | 0 | 0 |
| Silver | ppm | ASTM D5185m | 0 | 0 | 0 |
| Aluminum | ppm | ASTM D5185m >25 | 0 | 0 | <1 |
| Lead | ppm | ASTM D5185m >25 | 0 | 0 | <1 |
| Copper | ppm | ASTM D5185m >50 | <1 | 1 | 2 |
| Tin | ppm | ASTM D5185m >15 | <1 | 0 | 0 |
| Antimony | ppm | ASTM D5185m | --- | --- | 0 |
| Vanadium | ppm | ASTM D5185m | 0 | 0 | 0 |
| Cadmium | ppm | ASTM D5185m | 0 | 0 | 0 |

ADDITIVES

| | method | limit/base | current | history1 | history2 |
|------------|--------|------------------|--------------|----------|----------|
| Boron | ppm | ASTM D5185m 0.3 | 0 | 0 | 0 |
| Barium | ppm | ASTM D5185m 0.3 | 0 | 2 | 34 |
| Molybdenum | ppm | ASTM D5185m 0 | 0 | 0 | 0 |
| Manganese | ppm | ASTM D5185m 0.9 | 0 | <1 | 0 |
| Magnesium | ppm | ASTM D5185m 0.2 | <1 | 2 | 0 |
| Calcium | ppm | ASTM D5185m 0.1 | 0 | 6 | 0 |
| Phosphorus | ppm | ASTM D5185m 429 | 377 | 381 | 433 |
| Zinc | ppm | ASTM D5185m 0.3 | 17 | 82 | 5 |
| Sulfur | ppm | ASTM D5185m 1336 | 654 | 378 | 268 |

CONTAMINANTS

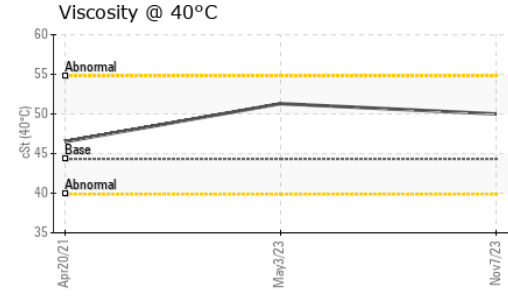
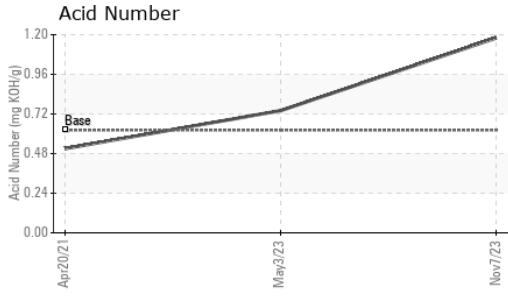
| | method | limit/base | current | history1 | history2 |
|-----------|--------|-----------------|----------|----------|----------|
| Silicon | ppm | ASTM D5185m >25 | 0 | 0 | 0 |
| Sodium | ppm | ASTM D5185m | 0 | 3 | 3 |
| Potassium | ppm | ASTM D5185m >20 | 0 | <1 | 7 |

FLUID DEGRADATION

| | method | limit/base | current | history1 | history2 |
|------------------|----------|------------------|-------------|----------|----------|
| Acid Number (AN) | mg KOH/g | ASTM D8045 0.622 | 1.18 | 0.74 | 0.510 |




OIL ANALYSIS REPORT



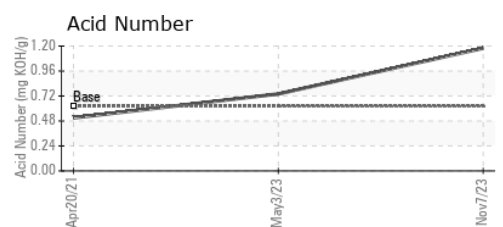
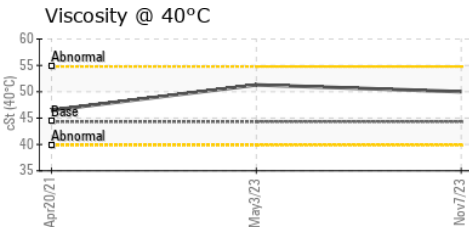
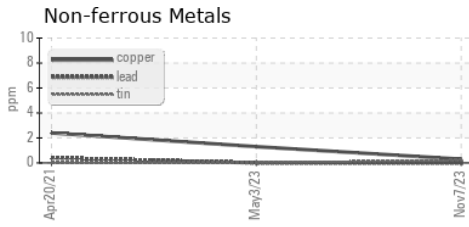
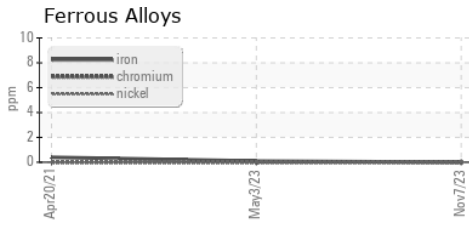
| VISUAL | method | limit/base | current | history1 | history2 |
|------------------|--------|------------|---------|----------|----------|
| White Metal | scalar | *Visual | NONE | NONE | NONE |
| Yellow Metal | scalar | *Visual | NONE | NONE | NONE |
| Precipitate | scalar | *Visual | NONE | NONE | NONE |
| Silt | scalar | *Visual | NONE | NONE | NONE |
| Debris | scalar | *Visual | NONE | NONE | LIGHT |
| Sand/Dirt | scalar | *Visual | NONE | NONE | NONE |
| Appearance | scalar | *Visual | NORML | NORML | NORML |
| Odor | scalar | *Visual | NORML | NORML | NORML |
| Emulsified Water | scalar | *Visual | >0.1 | NEG | NEG |
| Free Water | scalar | *Visual | | NEG | NEG |

| FLUID PROPERTIES | method | limit/base | current | history1 | history2 | |
|------------------|--------|------------|---------|-------------|----------|------|
| Visc @ 40°C | cSt | ASTM D445 | 44.32 | 50.0 | 51.3 | 46.5 |

| SAMPLE IMAGES | method | limit/base | current | history1 | history2 |
|---------------|--------|------------|---------|----------|----------|
|---------------|--------|------------|---------|----------|----------|



GRAPHS



Laboratory : WearCheck USA - 501 Madison Ave., Cary, NC 27513
Sample No. : UCH06010996 **Received** : 17 Nov 2023
Lab Number : **06010996** **Diagnosed** : 21 Nov 2023
Unique Number : 10750140 **Diagnostician** : Don Baldrige
Test Package : IND 2

JOHN BOUCHARD & SONS
 1024 HARRISON ST.
 NASHVILLE, TN
 US 37203
 Contact: STEVE SANDERS
 Steve.sanders@jbouchard.com
 T:
 F: (865)544-1400

To discuss this sample report, contact Customer Service at 1-800-237-1369.
 * - Denotes test methods that are outside of the ISO 17025 scope of accreditation.
 Statements of conformity to specifications are based on the simple acceptance decision rule (JCGM 106:2012)