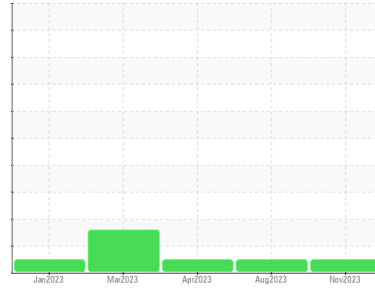




OIL ANALYSIS REPORT

Sample Rating Trend



NORMAL



Area

ACI-FG 8000

Machine Id

GARDNER DENVER S421794 - SHAMROCK FARMS

Component

Compressor

DIAGNOSIS

Recommendation

Resample at the next service interval to monitor.

Wear

All component wear rates are normal.

Contamination

There is no indication of any contamination in the oil.

Fluid Condition

The AN level is acceptable for this fluid. The condition of the oil is suitable for further service.

SAMPLE INFORMATION

	method	limit/base	current	history1	history2
Sample Number	Client Info		UCH06012556	UCH05947316	UCH05833970
Sample Date	Client Info		09 Nov 2023	29 Aug 2023	26 Apr 2023
Machine Age	hrs	Client Info	45577	44463	43617
Oil Age	hrs	Client Info	3291	2177	1331
Oil Changed	Client Info		Not Changed	Not Changed	Not Changed
Sample Status			NORMAL	NORMAL	NORMAL

CONTAMINATION

	method	limit/base	current	history1	history2
Water	WC Method	>0.1	NEG	NEG	NEG

WEAR METALS

	method	limit/base	current	history1	history2
Iron	ppm	ASTM D5185m >50	0	<1	0
Chromium	ppm	ASTM D5185m >10	0	0	0
Nickel	ppm	ASTM D5185m	2	0	0
Titanium	ppm	ASTM D5185m	0	0	0
Silver	ppm	ASTM D5185m	<1	0	0
Aluminum	ppm	ASTM D5185m >25	3	<1	0
Lead	ppm	ASTM D5185m >25	0	0	0
Copper	ppm	ASTM D5185m >50	<1	0	0
Tin	ppm	ASTM D5185m >15	0	0	0
Vanadium	ppm	ASTM D5185m	<1	0	0
Cadmium	ppm	ASTM D5185m	0	0	0

ADDITIVES

	method	limit/base	current	history1	history2
Boron	ppm	ASTM D5185m 1	0	0	0
Barium	ppm	ASTM D5185m 0.3	0	0	0
Molybdenum	ppm	ASTM D5185m 0	0	0	0
Manganese	ppm	ASTM D5185m 0	<1	0	0
Magnesium	ppm	ASTM D5185m 0	1	0	0
Calcium	ppm	ASTM D5185m 0.5	1	0	0
Phosphorus	ppm	ASTM D5185m 536	245	250	277
Zinc	ppm	ASTM D5185m 0.2	7	0	0
Sulfur	ppm	ASTM D5185m 649	403	428	453

CONTAMINANTS

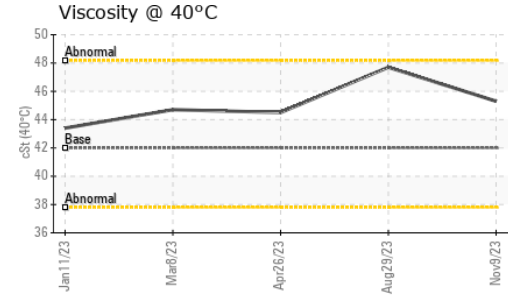
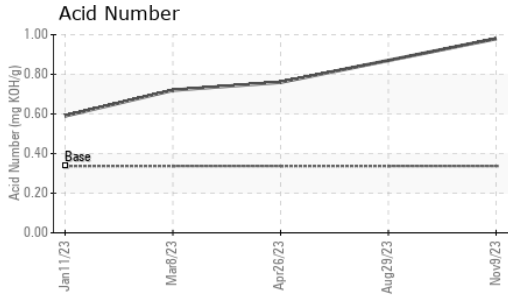
	method	limit/base	current	history1	history2
Silicon	ppm	ASTM D5185m >25	0	<1	0
Sodium	ppm	ASTM D5185m	2	<1	0
Potassium	ppm	ASTM D5185m >20	2	<1	0

FLUID DEGRADATION

	method	limit/base	current	history1	history2
Acid Number (AN)	mg KOH/g	ASTM D8045 0.337	0.98	0.87	0.76




OIL ANALYSIS REPORT



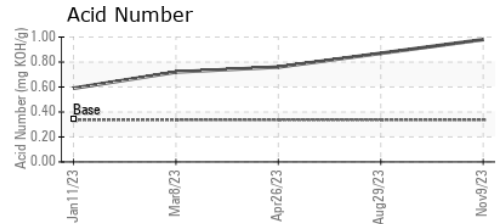
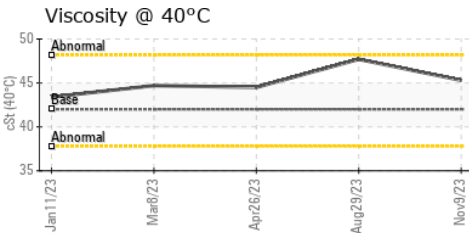
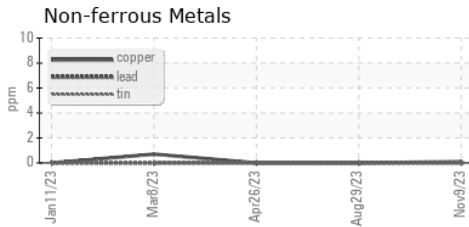
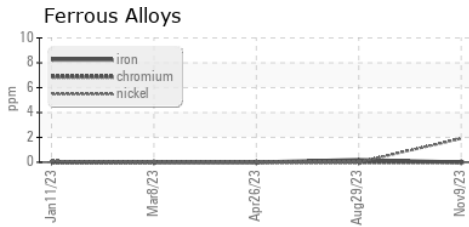
VISUAL	method	limit/base	current	history1	history2
White Metal	scalar	*Visual	NONE	NONE	NONE
Yellow Metal	scalar	*Visual	NONE	NONE	NONE
Precipitate	scalar	*Visual	NONE	NONE	NONE
Silt	scalar	*Visual	NONE	NONE	NONE
Debris	scalar	*Visual	NONE	NONE	NONE
Sand/Dirt	scalar	*Visual	NONE	NONE	NONE
Appearance	scalar	*Visual	NORML	NORML	NORML
Odor	scalar	*Visual	NORML	NORML	NORML
Emulsified Water	scalar	*Visual	>0.1	NEG	NEG
Free Water	scalar	*Visual		NEG	NEG

FLUID PROPERTIES	method	limit/base	current	history1	history2
Visc @ 40°C	cSt	ASTM D445 42.0	45.3	47.7	44.5

SAMPLE IMAGES	method	limit/base	current	history1	history2
---------------	--------	------------	---------	----------	----------



GRAPHS



Certificate L2367

Laboratory : WearCheck USA - 501 Madison Ave., Cary, NC 27513
Sample No. : UCH06012556 **Received** : 20 Nov 2023
Lab Number : **06012556** **Diagnosed** : 22 Nov 2023
Unique Number : 10751700 **Diagnostician** : Don Baldrige
Test Package : IND 2

ATLANTIC COMPRESSORS
 2144 SALEM INDUSTRIAL DRIVE
 SALEM, VA
 US 24153
 Contact: BILL RIMER
 bill@atlanticcompressors.com
 T: (540)728-1147
 F: (757)216-0134

To discuss this sample report, contact Customer Service at 1-800-237-1369.
 * - Denotes test methods that are outside of the ISO 17025 scope of accreditation.
 Statements of conformity to specifications are based on the simple acceptance decision rule (JCGM 106:2012)