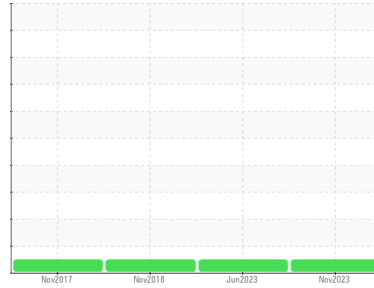




OIL ANALYSIS REPORT

Sample Rating Trend

NORMAL



Area
ROYAL PURPLE SYN FILM 46 [57196]
 Machine Id
INGERSOLL RAND CK1561U93342 - MANCHESTER TANK
 Component
Compressor

DIAGNOSIS

Recommendation

Resample at the next service interval to monitor.

Wear

All component wear rates are normal.

Contamination

There is no indication of any contamination in the oil.

Fluid Condition

The AN level is acceptable for this fluid. The condition of the oil is suitable for further service.

SAMPLE INFORMATION

	method	limit/base	current	history1	history2
Sample Number	Client Info		UCH06012588	UCH05889152	UCH04602542
Sample Date	Client Info		03 Nov 2023	15 Jun 2023	19 Nov 2018
Machine Age	hrs	Client Info	28961	0	8395
Oil Age	hrs	Client Info	1000	0	0
Oil Changed	Client Info		N/A	Not Changd	Not Changd
Sample Status			NORMAL	NORMAL	NORMAL

CONTAMINATION

	method	limit/base	current	history1	history2
Water	WC Method	>0.1	NEG	NEG	NEG

WEAR METALS

	method	limit/base	current	history1	history2
Iron	ppm	ASTM D5185m >50	0	<1	1
Chromium	ppm	ASTM D5185m >10	0	0	0
Nickel	ppm	ASTM D5185m	0	0	0
Titanium	ppm	ASTM D5185m	0	0	0
Silver	ppm	ASTM D5185m	0	0	0
Aluminum	ppm	ASTM D5185m >25	0	<1	<1
Lead	ppm	ASTM D5185m >25	0	0	0
Copper	ppm	ASTM D5185m >50	2	2	<1
Tin	ppm	ASTM D5185m >15	0	0	<1
Antimony	ppm	ASTM D5185m	---	---	0
Vanadium	ppm	ASTM D5185m	0	<1	0
Cadmium	ppm	ASTM D5185m	0	0	0

ADDITIVES

	method	limit/base	current	history1	history2
Boron	ppm	ASTM D5185m	0	0	<1
Barium	ppm	ASTM D5185m	<1	<1	<1
Molybdenum	ppm	ASTM D5185m	0	<1	0
Manganese	ppm	ASTM D5185m	2	1	<1
Magnesium	ppm	ASTM D5185m	21	19	93
Calcium	ppm	ASTM D5185m	1	25	3
Phosphorus	ppm	ASTM D5185m	21	37	4
Zinc	ppm	ASTM D5185m	8	30	2
Sulfur	ppm	ASTM D5185m	17925	18867	21331

CONTAMINANTS

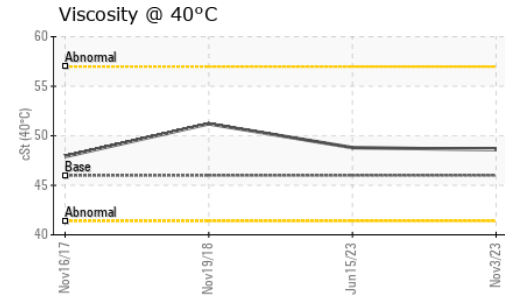
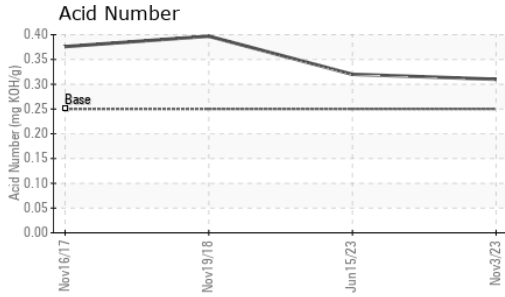
	method	limit/base	current	history1	history2
Silicon	ppm	ASTM D5185m >25	<1	<1	<1
Sodium	ppm	ASTM D5185m	2	2	3
Potassium	ppm	ASTM D5185m >20	1	2	1

FLUID DEGRADATION

	method	limit/base	current	history1	history2
Acid Number (AN)	mg KOH/g	ASTM D8045 0.25	0.31	0.32	0.397




OIL ANALYSIS REPORT



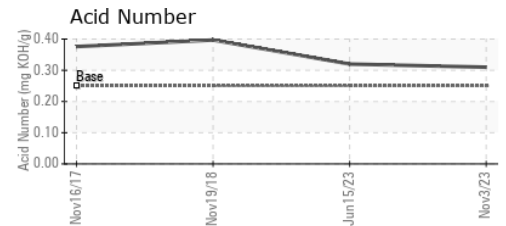
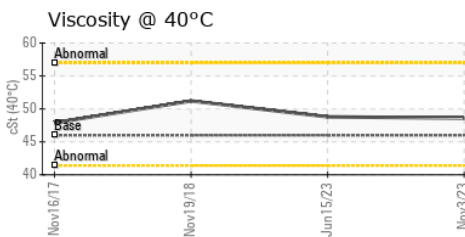
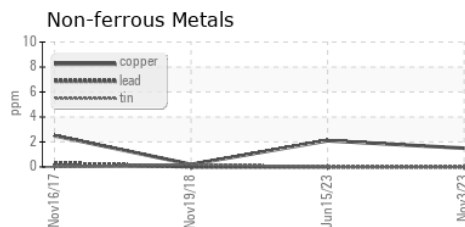

VISUAL	method	limit/base	current	history1	history2
White Metal	scalar	*Visual	NONE	NONE	NONE
Yellow Metal	scalar	*Visual	NONE	NONE	NONE
Precipitate	scalar	*Visual	NONE	NONE	NONE
Silt	scalar	*Visual	NONE	NONE	NONE
Debris	scalar	*Visual	NONE	NONE	NONE
Sand/Dirt	scalar	*Visual	NONE	NONE	NONE
Appearance	scalar	*Visual	NORML	NORML	NORML
Odor	scalar	*Visual	NORML	NORML	NORML
Emulsified Water	scalar	*Visual	>0.1	NEG	NEG
Free Water	scalar	*Visual		NEG	NEG

FLUID PROPERTIES	method	limit/base	current	history1	history2
Visc @ 40°C	cSt	ASTM D445 46	48.6	48.8	51.21

SAMPLE IMAGES	method	limit/base	current	history1	history2
---------------	--------	------------	---------	----------	----------



GRAPHS



Certificate L2367

Laboratory : WearCheck USA - 501 Madison Ave., Cary, NC 27513
Sample No. : UCH06012588 **Received** : 20 Nov 2023
Lab Number : 06012588 **Diagnosed** : 22 Nov 2023
Unique Number : 10751732 **Diagnostician** : Don Baldrige
Test Package : IND 2

JOHN HENRY FOSTER COMPANY
 4700 LEBOURGET STREET
 SAINT LOUIS, MO
 US 63134
 Contact: RACHEL VON HATTEN
 rvonhatten@jhfc.com
 T: (314)593-1267
 F: (314)874-0965

To discuss this sample report, contact Customer Service at 1-800-237-1369.

* - Denotes test methods that are outside of the ISO 17025 scope of accreditation.

Statements of conformity to specifications are based on the simple acceptance decision rule (JCGM 106:2012)