



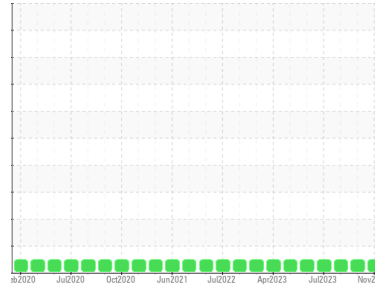
OIL ANALYSIS REPORT

Sample Rating Trend

NORMAL



Machine Id
CATERPILLAR D10T 15105048 (S/N CCAT0D10THRJG01478)
 Component
Left Final Drive
 Fluid
CHEVRON 50WT (--- GAL)



DIAGNOSIS

Recommendation

Resample at the next service interval to monitor.

Wear

All component wear rates are normal.

Contamination

There is no indication of any contamination in the oil.

Fluid Condition

The AN level is acceptable for this fluid. The condition of the oil is suitable for further service.

SAMPLE INFORMATION

	method	limit/base	current	history1	history2
Sample Number	Client Info		RP0036197	RP0033486	RP0033360
Sample Date	Client Info		08 Nov 2023	05 Oct 2023	23 Aug 2023
Machine Age	hrs	Client Info	70115	69785	69344
Oil Age	hrs	Client Info	1453	1123	682
Oil Changed	Client Info		Not Chngd	Not Chngd	Not Chngd
Sample Status			NORMAL	NORMAL	NORMAL

WEAR METALS

	method	limit/base	current	history1	history2
Iron	ppm	ASTM D5185m >800	10	15	13
Chromium	ppm	ASTM D5185m >10	<1	0	<1
Nickel	ppm	ASTM D5185m >5	<1	<1	<1
Titanium	ppm	ASTM D5185m >15	0	0	0
Silver	ppm	ASTM D5185m >2	0	0	0
Aluminum	ppm	ASTM D5185m >75	1	<1	3
Lead	ppm	ASTM D5185m >10	0	0	0
Copper	ppm	ASTM D5185m >75	4	5	6
Tin	ppm	ASTM D5185m >8	<1	0	0
Vanadium	ppm	ASTM D5185m	0	0	0
Cadmium	ppm	ASTM D5185m	0	0	0

ADDITIVES

	method	limit/base	current	history1	history2
Boron	ppm	ASTM D5185m	0	2	1
Barium	ppm	ASTM D5185m	0	0	0
Molybdenum	ppm	ASTM D5185m	1	4	3
Manganese	ppm	ASTM D5185m	<1	<1	<1
Magnesium	ppm	ASTM D5185m	20	23	20
Calcium	ppm	ASTM D5185m	3389	3410	3996
Phosphorus	ppm	ASTM D5185m	924	899	1065
Zinc	ppm	ASTM D5185m	1108	1124	1276

CONTAMINANTS

	method	limit/base	current	history1	history2
Silicon	ppm	ASTM D5185m >400	15	16	20
Sodium	ppm	ASTM D5185m	0	<1	0
Potassium	ppm	ASTM D5185m >20	0	0	1
Water	%	ASTM D6304 >0.2	0.047	0.029	0.017
ppm Water	ppm	ASTM D6304 >2000	473	293.7	178.0

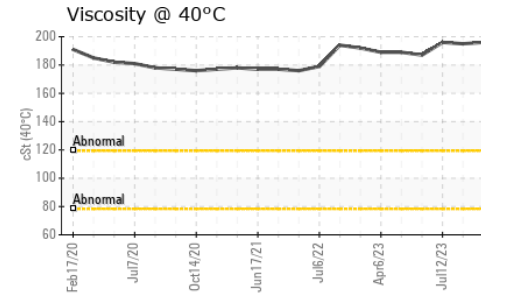
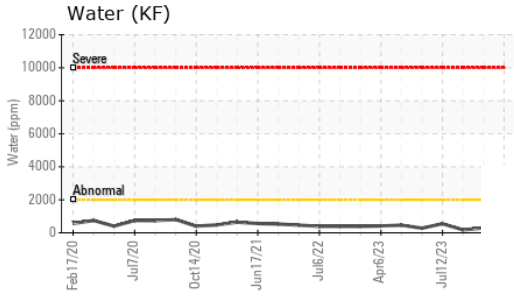
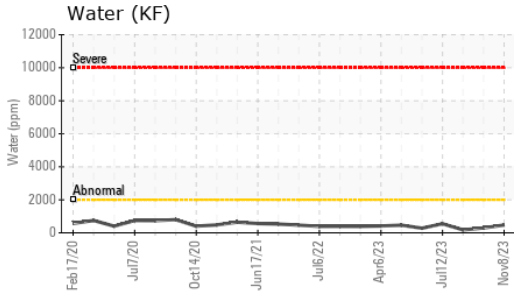
FLUID DEGRADATION

	method	limit/base	current	history1	history2
Acid Number (AN)	mg KOH/g	ASTM D8045	1.24	1.40	1.33

VISUAL

	method	limit/base	current	history1	history2
White Metal	scalar	*Visual NONE	NONE	NONE	NONE
Yellow Metal	scalar	*Visual NONE	NONE	NONE	NONE
Precipitate	scalar	*Visual NONE	NONE	NONE	NONE
Silt	scalar	*Visual NONE	NONE	NONE	NONE
Debris	scalar	*Visual NONE	LIGHT	NONE	NONE
Sand/Dirt	scalar	*Visual NONE	NONE	NONE	NONE
Appearance	scalar	*Visual NORML	NORML	NORML	NORML
Odor	scalar	*Visual NORML	NORML	NORML	NORML
Emulsified Water	scalar	*Visual >0.2	NEG	NEG	NEG
Free Water	scalar	*Visual	NEG	NEG	NEG

OIL ANALYSIS REPORT



FLUID PROPERTIES		method	limit/base	current	history1	history2
Visc @ 40°C	cSt	ASTM D445		195	196	195

SAMPLE IMAGES		method	limit/base	current	history1	history2
---------------	--	--------	------------	---------	----------	----------

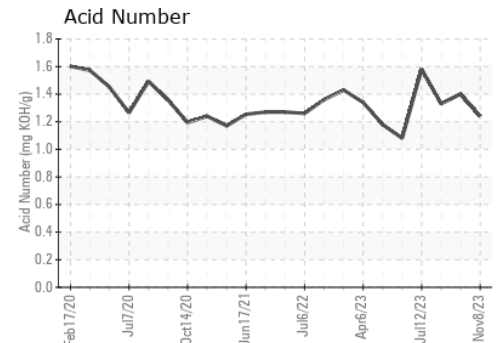
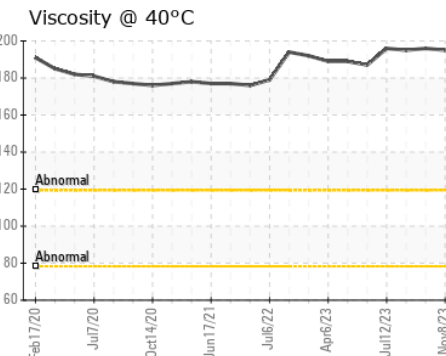
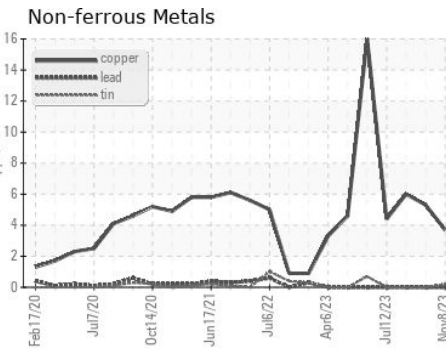
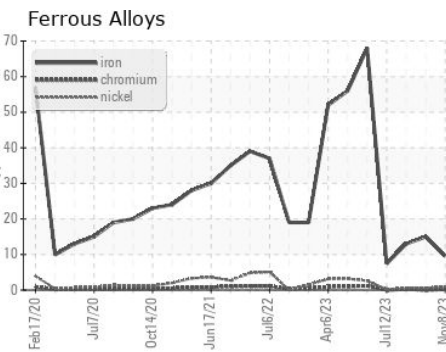
Color



Bottom



GRAPHS



Certificate L2367

Laboratory : WearCheck USA - 501 Madison Ave., Cary, NC 27513
Sample No. : RP0036197
Lab Number : 06015193
Unique Number : 10754337
Test Package : IND 2

Received : 22 Nov 2023
Diagnosed : 26 Nov 2023
Diagnostician : Don Baldrige

NRG TEXAS LLC
 3784 FM 39 SOUTH
 JEWETT, TX
 US 75846

Contact: JURGEN THOMPSON
 JThompson@ecomaterial.com
 T: (903)626-9528
 F: (903)626-9772

To discuss this sample report, contact Customer Service at 1-800-237-1369.

* - Denotes test methods that are outside of the ISO 17025 scope of accreditation.

Statements of conformity to specifications are based on the simple acceptance decision rule (JCGM 106:2012)