

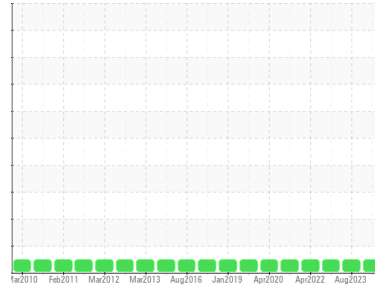


OIL ANALYSIS REPORT

Sample Rating Trend

NORMAL

Area
AIRLUBE 268 [1396465]
 Machine Id
ATLAS COPCO 10AH-BLO-500 - NRG SEWARD (S/N AIF077473)
 Component
Compressor



DIAGNOSIS

Recommendation

Resample at the next service interval to monitor.

Wear

All component wear rates are normal.

Contamination

There is no indication of any contamination in the oil.

Fluid Condition

The AN level is acceptable for this fluid. The condition of the oil is suitable for further service.

SAMPLE INFORMATION		method	limit/base	current	history1	history2
Sample Number	Client Info			UCH06016592	UCH05936219	UCH05613884
Sample Date	Client Info			07 Nov 2023	11 Aug 2023	02 Aug 2022
Machine Age	hrs	Client Info		20196	0	19290
Oil Age	hrs	Client Info		0	0	0
Oil Changed	Client Info			Not Changed	Changed	N/A
Sample Status				NORMAL	NORMAL	NORMAL

CONTAMINATION		method	limit/base	current	history1	history2
Water	WC Method		>0.1	NEG	NEG	NEG

WEAR METALS		method	limit/base	current	history1	history2
Iron	ppm	ASTM D5185m	>50	0	0	0
Chromium	ppm	ASTM D5185m	>5	0	0	0
Nickel	ppm	ASTM D5185m		<1	<1	0
Titanium	ppm	ASTM D5185m		0	0	0
Silver	ppm	ASTM D5185m		0	0	0
Aluminum	ppm	ASTM D5185m	>15	0	0	<1
Lead	ppm	ASTM D5185m	>65	0	0	0
Copper	ppm	ASTM D5185m	>65	0	0	0
Tin	ppm	ASTM D5185m	>10	0	0	0
Vanadium	ppm	ASTM D5185m		0	0	0
Cadmium	ppm	ASTM D5185m		0	0	0

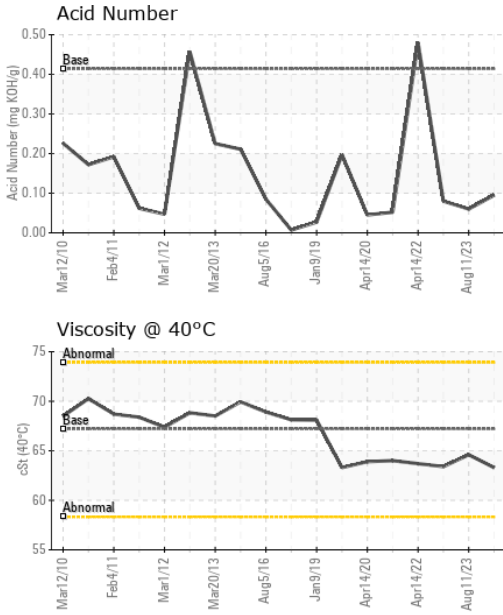
ADDITIVES		method	limit/base	current	history1	history2
Boron	ppm	ASTM D5185m	0.6	0	0	0
Barium	ppm	ASTM D5185m	0.1	0	3	0
Molybdenum	ppm	ASTM D5185m	0	0	0	0
Manganese	ppm	ASTM D5185m	0.4	0	0	0
Magnesium	ppm	ASTM D5185m	0	<1	<1	0
Calcium	ppm	ASTM D5185m	0	<1	0	0
Phosphorus	ppm	ASTM D5185m	337	273	243	240
Zinc	ppm	ASTM D5185m	0.1	0	0	0
Sulfur	ppm	ASTM D5185m	1096	1207	1324	305

CONTAMINANTS		method	limit/base	current	history1	history2
Silicon	ppm	ASTM D5185m	>35	<1	0	<1
Sodium	ppm	ASTM D5185m		<1	0	0
Potassium	ppm	ASTM D5185m	>20	<1	1	<1

FLUID DEGRADATION		method	limit/base	current	history1	history2
Acid Number (AN)	mg KOH/g	ASTM D8045	0.414	0.095	0.06	0.08




OIL ANALYSIS REPORT



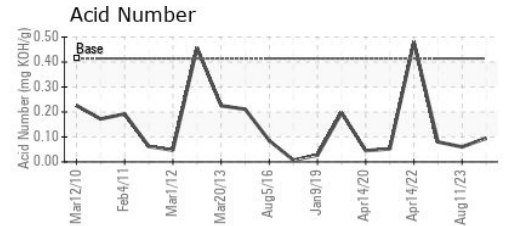
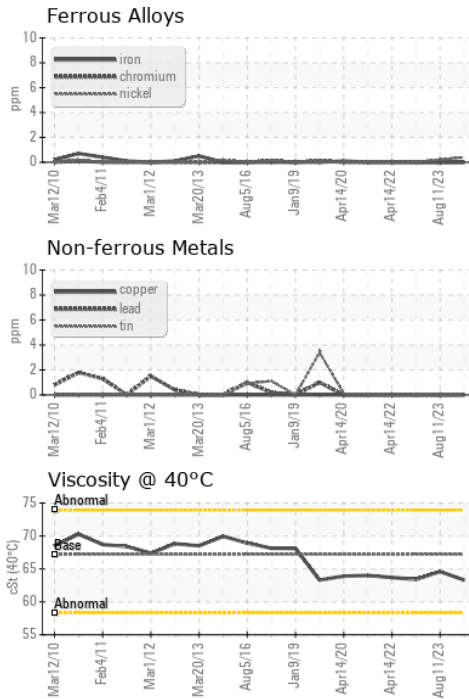
VISUAL	method	limit/base	current	history1	history2
White Metal	scalar	*Visual	NONE	NONE	NONE
Yellow Metal	scalar	*Visual	NONE	NONE	NONE
Precipitate	scalar	*Visual	NONE	NONE	NONE
Silt	scalar	*Visual	NONE	NONE	NONE
Debris	scalar	*Visual	NONE	NONE	NONE
Sand/Dirt	scalar	*Visual	NONE	NONE	NONE
Appearance	scalar	*Visual	NORML	NORML	NORML
Odor	scalar	*Visual	NORML	NORML	NORML
Emulsified Water	scalar	*Visual	>0.1	NEG	NEG
Free Water	scalar	*Visual		NEG	NEG

FLUID PROPERTIES	method	limit/base	current	history1	history2	
Visc @ 40°C	cSt	ASTM D445	67.21	63.3	64.6	63.4

SAMPLE IMAGES	method	limit/base	current	history1	history2
---------------	--------	------------	---------	----------	----------



GRAPHS



Certificate L2367

Laboratory : WearCheck USA - 501 Madison Ave., Cary, NC 27513
Sample No. : UCH06016592 **Received** : 24 Nov 2023
Lab Number : 06016592 **Diagnosed** : 28 Nov 2023
Unique Number : 10755736 **Diagnostician** : Jonathan Hester
Test Package : IND 2

AIR TECHNOLOGIES INC (PIT)
 310 PLUM INDUSTRIAL CT
 PITTSBURGH, PA
 US 15239
 Contact: MIKE STRAZZERA
 mike.strazzera@aircompressors.com
 T: (724)327-2818
 F: (412)788-4799

To discuss this sample report, contact Customer Service at 1-800-237-1369.

* - Denotes test methods that are outside of the ISO 17025 scope of accreditation.

Statements of conformity to specifications are based on the simple acceptance decision rule (JCGM 106:2012)