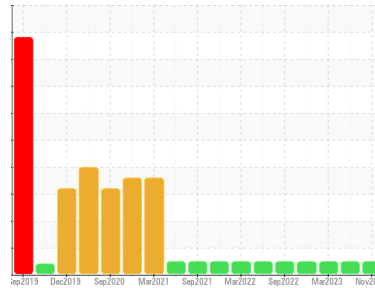




OIL ANALYSIS REPORT

Sample Rating Trend



NORMAL



Machine Id
CARL_U2120 CARL_U2120_SS2120

Component
Non-Drive End Seal Pot

Fluid
ROYAL PURPLE BARRIER FLUID FDA22 (--- GAL)

DIAGNOSIS

Recommendation

We recommend an early resample to monitor this condition.

Contamination

Insufficient sample was received to conduct all the routine laboratory tests. The water content is negligible.

Fluid Condition

The AN level is acceptable for this fluid. The condition of the oil is acceptable for the time in service.

SAMPLE INFORMATION

	method	limit/base	current	history1	history2
Sample Number	Client Info		RP0034103	RP0034007	RP0020907
Sample Date	Client Info		15 Nov 2023	25 Sep 2023	27 Mar 2023
Machine Age	hrs	Client Info	2358	2358	2358
Oil Age	hrs	Client Info	2358	2358	2358
Oil Changed	Client Info		N/A	N/A	N/A
Sample Status			NORMAL	NORMAL	NORMAL

WEAR METALS

	method	limit/base	current	history1	history2
Iron	ppm	ASTM D5185m >20	---	0	0
Chromium	ppm	ASTM D5185m >20	---	0	0
Nickel	ppm	ASTM D5185m >20	---	<1	0
Titanium	ppm	ASTM D5185m	---	0	0
Silver	ppm	ASTM D5185m	---	0	0
Aluminum	ppm	ASTM D5185m >20	---	0	0
Lead	ppm	ASTM D5185m >20	---	0	0
Copper	ppm	ASTM D5185m >20	---	0	0
Tin	ppm	ASTM D5185m >20	---	0	0
Vanadium	ppm	ASTM D5185m	---	0	0
Cadmium	ppm	ASTM D5185m	---	0	0

ADDITIVES

	method	limit/base	current	history1	history2
Boron	ppm	ASTM D5185m	---	0	0
Barium	ppm	ASTM D5185m	---	0	0
Molybdenum	ppm	ASTM D5185m	---	0	0
Manganese	ppm	ASTM D5185m	---	0	0
Magnesium	ppm	ASTM D5185m	---	0	0
Calcium	ppm	ASTM D5185m	---	0	0
Phosphorus	ppm	ASTM D5185m	---	<1	<1
Zinc	ppm	ASTM D5185m	---	0	0

CONTAMINANTS

	method	limit/base	current	history1	history2
Silicon	ppm	ASTM D5185m >15	---	<1	0
Sodium	ppm	ASTM D5185m	---	0	<1
Potassium	ppm	ASTM D5185m >20	---	<1	0
Water	%	ASTM D6304 >0.05	0.009	0.007	0.003
ppm Water	ppm	ASTM D6304 >500	92	70.3	26.2

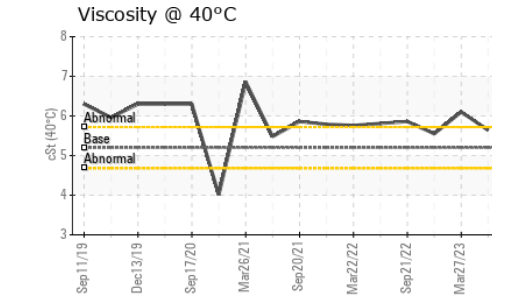
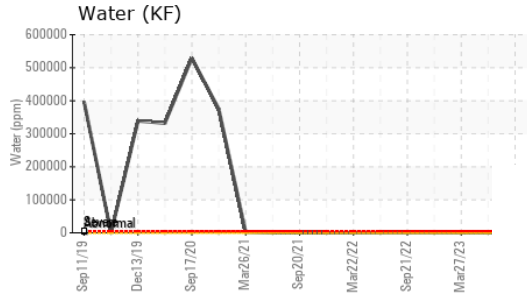
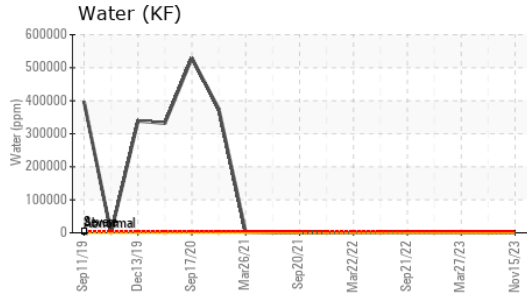
FLUID DEGRADATION

	method	limit/base	current	history1	history2
Acid Number (AN)	mg KOH/g	ASTM D8045	0.08	0.038	0.081

VISUAL


	method	limit/base	current	history1	history2
White Metal	scalar	*Visual NONE	NONE	NONE	NONE
Yellow Metal	scalar	*Visual NONE	NONE	NONE	NONE
Precipitate	scalar	*Visual NONE	NONE	NONE	NONE
Silt	scalar	*Visual NONE	NONE	NONE	NONE
Debris	scalar	*Visual NONE	NONE	NONE	NONE
Sand/Dirt	scalar	*Visual NONE	NONE	NONE	NONE
Appearance	scalar	*Visual NORML	NORML	NORML	NORML
Odor	scalar	*Visual NORML	NORML	NORML	NORML
Emulsified Water	scalar	*Visual >0.05	NEG	NEG	NEG
Free Water	scalar	*Visual	NEG	NEG	NEG

OIL ANALYSIS REPORT

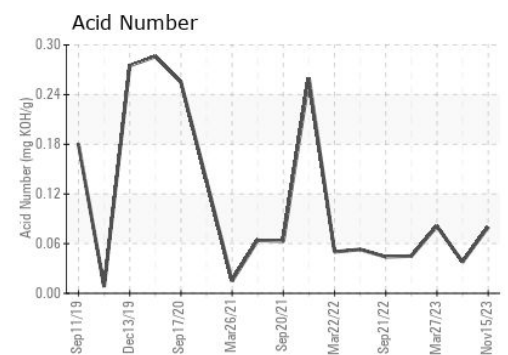
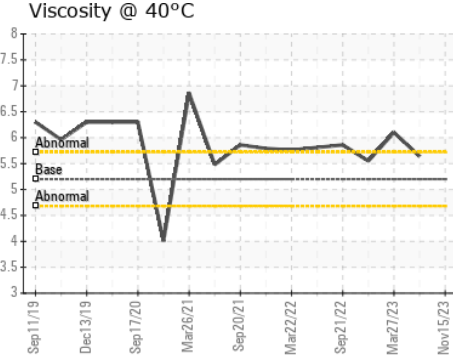
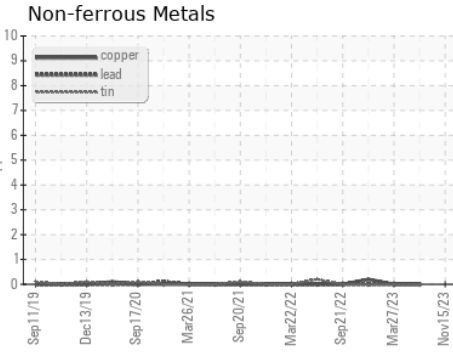
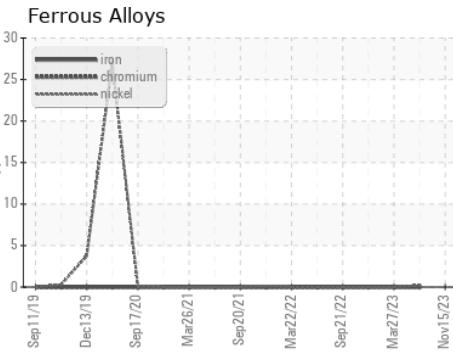


FLUID PROPERTIES	method	limit/base	current	history1	history2	
Visc @ 40°C	cSt	ASTM D445	5.2	---	5.64	6.1

SAMPLE IMAGES	method	limit/base	current	history1	history2
---------------	--------	------------	---------	----------	----------



GRAPHS



Laboratory : WearCheck USA - 501 Madison Ave., Cary, NC 27513
Sample No. : RP0034103
Lab Number : 06016954
Unique Number : 10756098
Test Package : IND 2

ENERGY TRANSFER - CARLTON
 11500 FRESSNER ROAD
 CARLTON, MI
 US 48117
 Contact: SCOTT VERHELLE

To discuss this sample report, contact Customer Service at 1-800-237-1369.
 * - Denotes test methods that are outside of the ISO 17025 scope of accreditation.
 Statements of conformity to specifications are based on the simple acceptance decision rule (JCGM 106:2012)

T: (313)580-0267
 F: