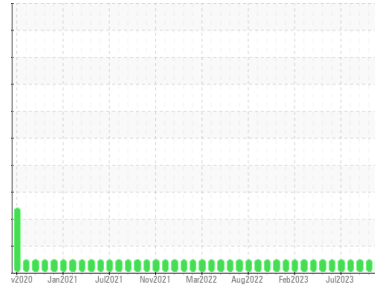




OIL ANALYSIS REPORT

Sample Rating Trend



NORMAL



Machine Id
South Jordan New Oil

Component
New (Unused) Oil

Fluid
CHEVRON HDAX 6500 LFG GAS ENGINE OIL (--- GAL)

DIAGNOSIS

Recommendation

This is a baseline read-out on the submitted sample.

SAMPLE INFORMATION		method	limit/base	current	history1	history2
Sample Number	Client Info			WC0865667	WC0865664	WC0764403
Sample Date	Client Info			20 Nov 2023	19 Oct 2023	22 Sep 2023
Machine Age	hrs	Client Info		0	0	0
Oil Age	hrs	Client Info		0	0	0
Oil Changed	Client Info			N/A	N/A	N/A
Sample Status				NORMAL	NORMAL	NORMAL

WEAR METALS		method	limit/base	current	history1	history2
Iron	ppm	ASTM D5185m	>5	0	0	<1
Chromium	ppm	ASTM D5185m	>5	0	0	<1
Nickel	ppm	ASTM D5185m	>5	<1	0	0
Titanium	ppm	ASTM D5185m		0	0	0
Silver	ppm	ASTM D5185m	>5	0	0	0
Aluminum	ppm	ASTM D5185m	>5	1	<1	1
Lead	ppm	ASTM D5185m	>5	0	0	0
Copper	ppm	ASTM D5185m	>5	0	<1	0
Tin	ppm	ASTM D5185m	>5	<1	0	0
Vanadium	ppm	ASTM D5185m		0	0	0
Cadmium	ppm	ASTM D5185m		0	0	0

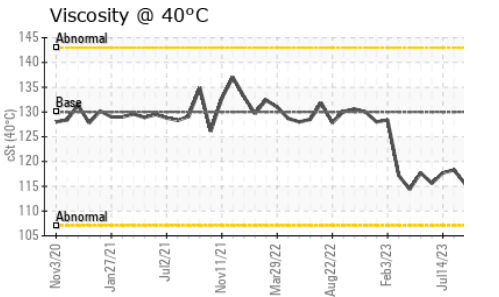
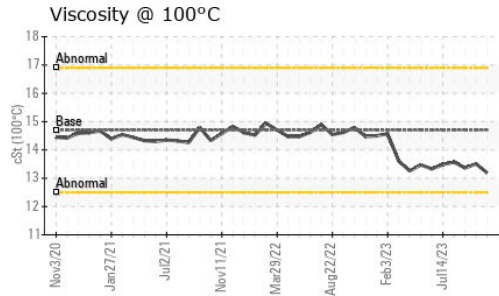
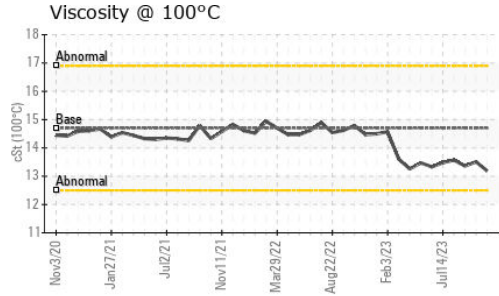
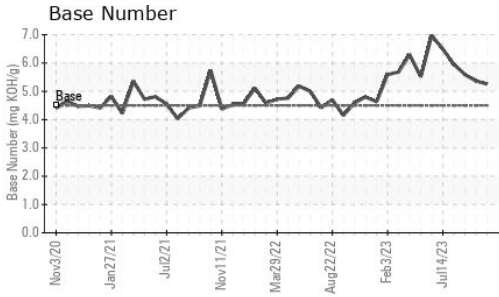
ADDITIVES		method	limit/base	current	history1	history2
Boron	ppm	ASTM D5185m		2	6	4
Barium	ppm	ASTM D5185m		0	0	2
Molybdenum	ppm	ASTM D5185m		6	<1	4
Manganese	ppm	ASTM D5185m		<1	0	<1
Magnesium	ppm	ASTM D5185m		19	38	20
Calcium	ppm	ASTM D5185m		1684	1600	1693
Phosphorus	ppm	ASTM D5185m		265	242	265
Zinc	ppm	ASTM D5185m		298	314	331
Sulfur	ppm	ASTM D5185m		1519	1452	1623

CONTAMINANTS		method	limit/base	current	history1	history2
Silicon	ppm	ASTM D5185m	>15	7	6	8
Sodium	ppm	ASTM D5185m		1	1	<1
Potassium	ppm	ASTM D5185m	>20	1	4	<1
Water	%	ASTM D6304		NEG	NEG	NEG

FLUID DEGRADATION		method	limit/base	current	history1	history2
Acid Number (AN)	mg KOH/g	ASTM D8045	1.2	0.555	0.527	0.48
Base Number (BN)	mg KOH/g	ASTM D2896	4.5	5.26	5.36	5.59




OIL ANALYSIS REPORT



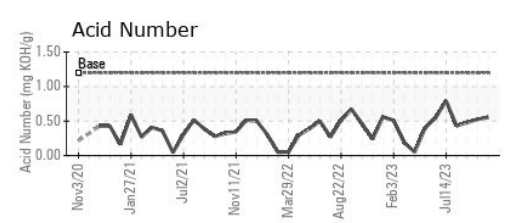
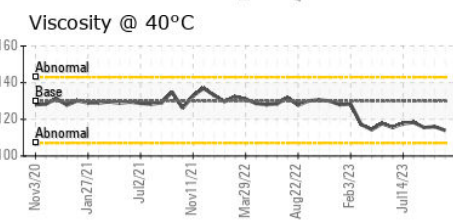
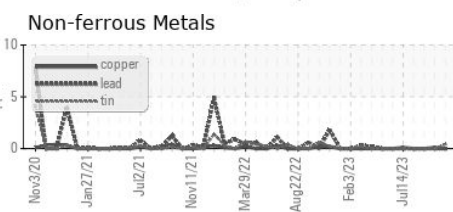
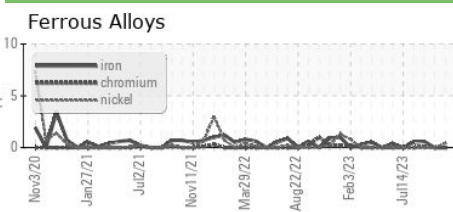
VISUAL	method	limit/base	current	history1	history2	
White Metal	scalar	*Visual	NONE	NONE	NONE	NONE
Yellow Metal	scalar	*Visual	NONE	NONE	NONE	NONE
Precipitate	scalar	*Visual	NONE	NONE	NONE	NONE
Silt	scalar	*Visual	NONE	NONE	NONE	NONE
Debris	scalar	*Visual	NONE	NONE	NONE	NONE
Sand/Dirt	scalar	*Visual	NONE	NONE	NONE	NONE
Appearance	scalar	*Visual	NORML	NORML	NORML	NORML
Odor	scalar	*Visual	NORML	NORML	NORML	NORML
Emulsified Water	scalar	*Visual		NEG	NEG	NEG
Free Water	scalar	*Visual		NEG	NEG	NEG

FLUID PROPERTIES	method	limit/base	current	history1	history2
Visc @ 40°C	cSt	ASTM D445 130	114.0	116.0	115.5
Visc @ 100°C	cSt	ASTM D445 14.7	13.19	13.51	13.36
Viscosity Index (VI)	Scale	ASTM D2270 114	111	113	111

SAMPLE IMAGES



GRAPHS



Laboratory : WearCheck USA - 501 Madison Ave., Cary, NC 27513
Sample No. : WC0865667 **Received** : 24 Nov 2023
Lab Number : **06017654** **Diagnosed** : 29 Nov 2023
Unique Number : 10756798 **Diagnostician** : Jonathan Hester
Test Package : MOB 2 (Additional Tests: FT-IR, ICP-NewOil, KF, KV100, PrtCount, TBN, VI)

EDL NA Recips-South Jordan
 South Jordan Powerstation, 10473 S. Bacchus Hwy.
 South Jordan, UT
 US 84095
 Contact: Aaron Klein
 aaron.klein@edlenergy.com

To discuss this sample report, contact Customer Service at 1-800-237-1369.
 * - Denotes test methods that are outside of the ISO 17025 scope of accreditation.
 Statements of conformity to specifications are based on the simple acceptance decision rule (JCGM 106:2012)