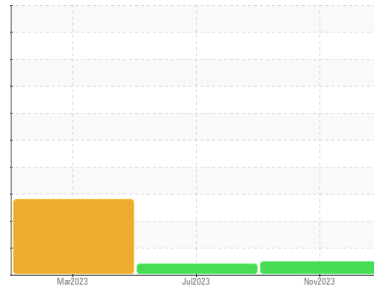




OIL ANALYSIS REPORT

Sample Rating Trend



Machine Id
LIM_MLU3 LIM_MLU3
 Component
Inboard Pump
 Fluid
NOT GIVEN (--- GAL)

DIAGNOSIS

- Recommendation**
 Resample at the next service interval to monitor.
- Wear**
 All component wear rates are normal.
- Contamination**
 The water content is negligible. There is no indication of any contamination in the oil.
- Fluid Condition**
 The AN level is acceptable for this fluid. The condition of the oil is suitable for further service.

SAMPLE INFORMATION		method	limit/base	current	history1	history2
Sample Number	Client Info			RP0032531	RP0032853	RP0032840
Sample Date	Client Info			14 Nov 2023	20 Jul 2023	21 Mar 2023
Machine Age	hrs	Client Info		0	0	0
Oil Age	hrs	Client Info		0	0	0
Oil Changed	Client Info			N/A	N/A	N/A
Sample Status				NORMAL	ABNORMAL	ABNORMAL

WEAR METALS		method	limit/base	current	history1	history2
Iron	ppm	ASTM D5185m	>90	0	1	0
Chromium	ppm	ASTM D5185m	>5	0	0	0
Nickel	ppm	ASTM D5185m	>5	0	0	0
Titanium	ppm	ASTM D5185m	>3	<1	0	0
Silver	ppm	ASTM D5185m	>3	0	0	0
Aluminum	ppm	ASTM D5185m	>7	<1	0	<1
Lead	ppm	ASTM D5185m	>12	<1	6	6
Copper	ppm	ASTM D5185m	>30	2	7	7
Tin	ppm	ASTM D5185m	>9	0	2	<1
Vanadium	ppm	ASTM D5185m		<1	0	0
Cadmium	ppm	ASTM D5185m		0	0	0

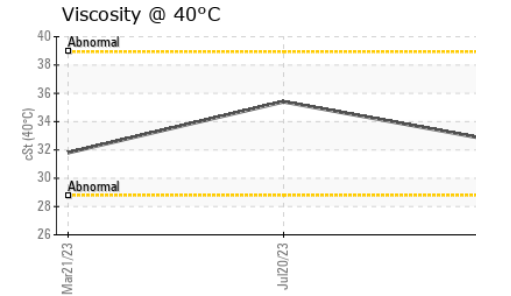
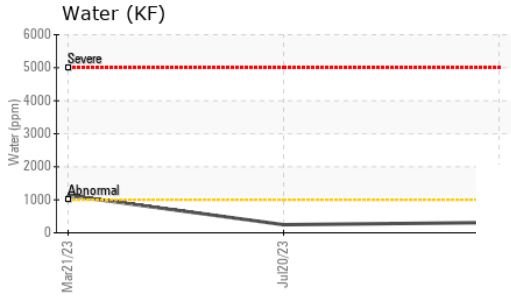
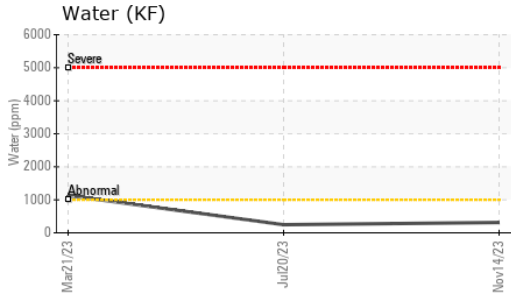
ADDITIVES		method	limit/base	current	history1	history2
Boron	ppm	ASTM D5185m		0	0	0
Barium	ppm	ASTM D5185m		0	0	0
Molybdenum	ppm	ASTM D5185m		0	0	0
Manganese	ppm	ASTM D5185m		0	0	0
Magnesium	ppm	ASTM D5185m		28	88	27
Calcium	ppm	ASTM D5185m		0	1	0
Phosphorus	ppm	ASTM D5185m		0	6	41
Zinc	ppm	ASTM D5185m		0	7	0

CONTAMINANTS		method	limit/base	current	history1	history2
Silicon	ppm	ASTM D5185m	>60	<1	1	2
Sodium	ppm	ASTM D5185m		2	0	0
Potassium	ppm	ASTM D5185m	>20	0	<1	0
Water	%	ASTM D6304	>.1	0.031	0.024	▲ 0.113
ppm Water	ppm	ASTM D6304	>1000	313	245.9	▲ 1130

FLUID DEGRADATION		method	limit/base	current	history1	history2
Acid Number (AN)	mg KOH/g	ASTM D8045		0.23	0.34	0.25


VISUAL		method	limit/base	current	history1	history2
White Metal	scalar	*Visual	NONE	NONE	NONE	NONE
Yellow Metal	scalar	*Visual	NONE	NONE	NONE	NONE
Precipitate	scalar	*Visual	NONE	NONE	NONE	NONE
Silt	scalar	*Visual	NONE	NONE	NONE	NONE
Debris	scalar	*Visual	NONE	NONE	▲ MODER	▲ MODER
Sand/Dirt	scalar	*Visual	NONE	NONE	NONE	NONE
Appearance	scalar	*Visual	NORML	NORML	NORML	▲ HAZY
Odor	scalar	*Visual	NORML	NORML	NORML	NORML
Emulsified Water	scalar	*Visual	>.1	NEG	NEG	▲ 0.2%
Free Water	scalar	*Visual		NEG	NEG	NEG

OIL ANALYSIS REPORT

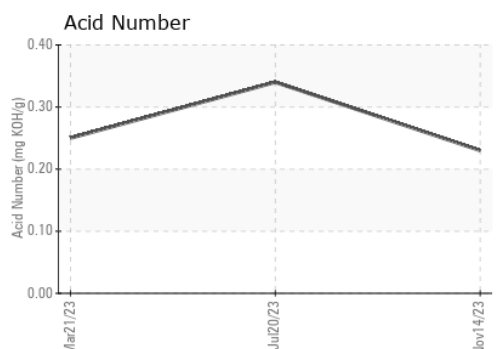
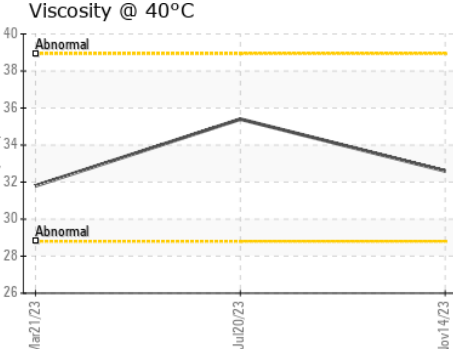
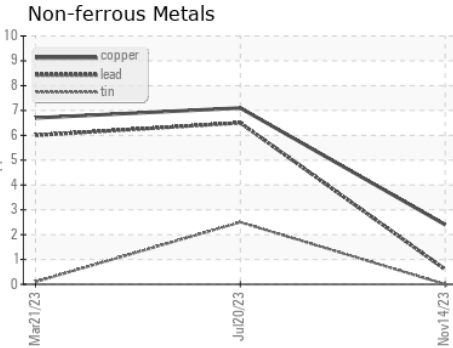
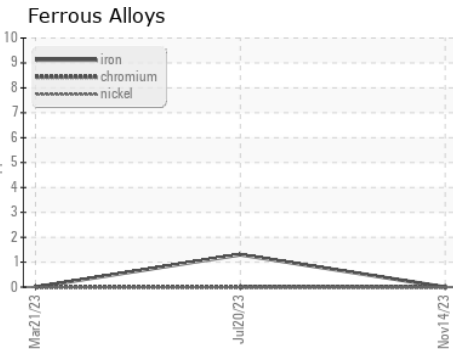


FLUID PROPERTIES		method	limit/base	current	history1	history2
Visc @ 40°C	cSt	ASTM D445		32.6	35.4	31.8

SAMPLE IMAGES		method	limit/base	current	history1	history2
---------------	--	--------	------------	---------	----------	----------



GRAPHS



Laboratory : WearCheck USA - 501 Madison Ave., Cary, NC 27513
Sample No. : RP0032531 **Received** : 06 Dec 2023
Lab Number : **06026547** **Diagnosed** : 08 Dec 2023
Unique Number : 10776338 **Diagnostician** : Jonathan Hester
Test Package : IND 2

ENERGY TRANSFER - LIMA
 1520 BUCKEYE RD
 LIMA, OH
 US 45804
 Contact: ANDREW WYDERKA
 andrew.wyderka@energytransfer.com
 T: (419)618-1505
 F:

To discuss this sample report, contact Customer Service at 1-800-237-1369.
 * - Denotes test methods that are outside of the ISO 17025 scope of accreditation.
 Statements of conformity to specifications are based on the simple acceptance decision rule (JCGM 106:2012)