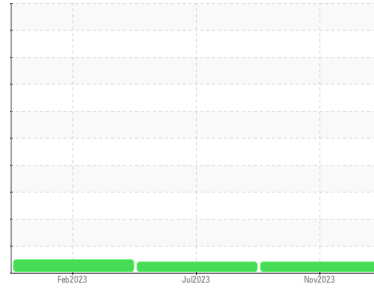




PROBLEM SUMMARY

Sample Rating Trend



VIS DEBRIS



Machine Id
MAY_MLU1
 Component
Inboard Pump
 Fluid
NOT GIVEN (--- GAL)

COMPONENT CONDITION SUMMARY

No relevant graphs to display

RECOMMENDATION

We suspect abnormal contamination may be due to sampling method. No corrective action is recommended at this time. Resample at the next service interval to monitor.

PROBLEMATIC TEST RESULTS

Sample Status				ABNORMAL	ABNORMAL	NORMAL
Debris	scalar	*Visual	NONE	▲ MODER	▲ MODER	NONE

Customer Id: ENEROL
Sample No.: RP0036178
Lab Number: 06026579
Test Package: IND 2



To manage this report scan the QR code

To discuss the diagnosis or test data:
 Jonathan Hester +1 919-379-4092 x4092
jhester@wearcheckusa.com

To change component or sample information:
 Customer Service +1 1-800-237-1369
customerservice@wearcheck.com

RECOMMENDED ACTIONS

There are no recommended actions for this sample.

HISTORICAL DIAGNOSIS

21 Jul 2023 Diag: Don Baldrige

VIS DEBRIS



We recommend you service the filters on this component. Resample at the next service interval to monitor. All component wear rates are normal. Moderate concentration of visible dirt/debris present in the oil. The AN level is acceptable for this fluid. The condition of the oil is acceptable for the time in service.

view report



27 Feb 2023 Diag: Don Baldrige

NORMAL



Resample at the next service interval to monitor. Please specify the brand, type, and viscosity of the oil on your next sample. All component wear rates are normal. There is no indication of any contamination in the oil. The AN level is acceptable for this fluid. The condition of the oil is suitable for further service.

view report

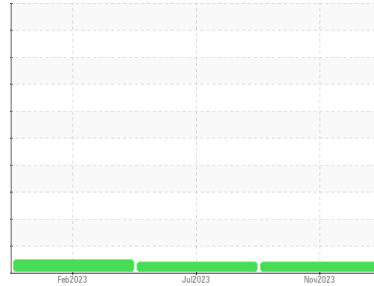


OIL ANALYSIS REPORT

Sample Rating Trend

VIS DEBRIS

Machine Id
MAY_MLU1
Component
Inboard Pump
Fluid
NOT GIVEN (--- GAL)



DIAGNOSIS

Recommendation

We suspect abnormal contamination may be due to sampling method. No corrective action is recommended at this time. Resample at the next service interval to monitor.

Wear

All component wear rates are normal.

Contamination

Moderate concentration of visible dirt/debris present in the oil. The water content is negligible.

Fluid Condition

The AN level is acceptable for this fluid. The condition of the oil is suitable for further service.

SAMPLE INFORMATION

	method	limit/base	current	history1	history2
Sample Number	Client Info		RP0036178	RP0032169	RP0032790
Sample Date	Client Info		28 Nov 2023	21 Jul 2023	27 Feb 2023
Machine Age	hrs	Client Info	0	0	0
Oil Age	hrs	Client Info	0	0	0
Oil Changed	Client Info		N/A	N/A	N/A
Sample Status			ABNORMAL	ABNORMAL	NORMAL

WEAR METALS

	method	limit/base	current	history1	history2
Iron	ppm	ASTM D5185m >90	0	4	0
Chromium	ppm	ASTM D5185m >5	0	0	0
Nickel	ppm	ASTM D5185m >5	0	0	0
Titanium	ppm	ASTM D5185m >3	<1	0	0
Silver	ppm	ASTM D5185m >3	0	0	0
Aluminum	ppm	ASTM D5185m >7	<1	0	<1
Lead	ppm	ASTM D5185m >12	1	3	<1
Copper	ppm	ASTM D5185m >30	18	32	13
Tin	ppm	ASTM D5185m >9	<1	<1	<1
Vanadium	ppm	ASTM D5185m	<1	0	0
Cadmium	ppm	ASTM D5185m	<1	0	<1

ADDITIVES

	method	limit/base	current	history1	history2
Boron	ppm	ASTM D5185m	0	0	0
Barium	ppm	ASTM D5185m	0	0	0
Molybdenum	ppm	ASTM D5185m	0	0	0
Manganese	ppm	ASTM D5185m	0	0	<1
Magnesium	ppm	ASTM D5185m	66	75	84
Calcium	ppm	ASTM D5185m	0	0	0
Phosphorus	ppm	ASTM D5185m	0	0	3
Zinc	ppm	ASTM D5185m	0	6	0

CONTAMINANTS

	method	limit/base	current	history1	history2
Silicon	ppm	ASTM D5185m >60	<1	<1	<1
Sodium	ppm	ASTM D5185m	1	0	<1
Potassium	ppm	ASTM D5185m >20	0	1	0
Water	%	ASTM D6304 >.1	0.020	0.021	0.026
ppm Water	ppm	ASTM D6304 >1000	207	210.4	266.2

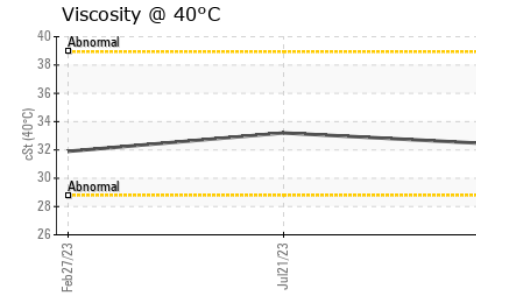
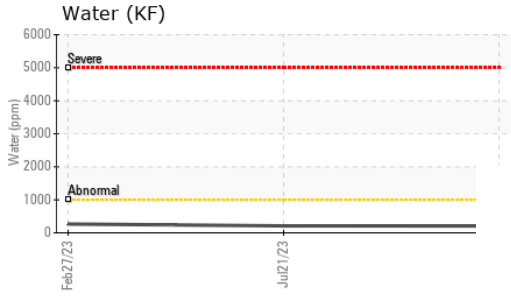
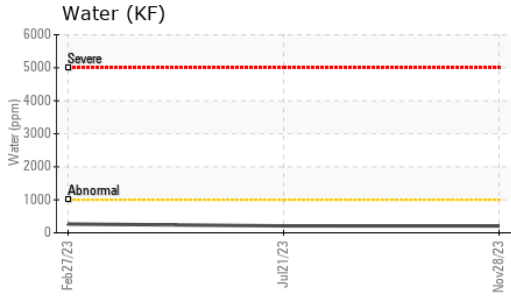
FLUID DEGRADATION

	method	limit/base	current	history1	history2
Acid Number (AN)	mg KOH/g	ASTM D8045	0.34	0.37	0.50

VISUAL


	method	limit/base	current	history1	history2
White Metal	scalar	*Visual NONE	LIGHT	LIGHT	LIGHT
Yellow Metal	scalar	*Visual NONE	NONE	NONE	NONE
Precipitate	scalar	*Visual NONE	NONE	NONE	NONE
Silt	scalar	*Visual NONE	NONE	NONE	NONE
Debris	scalar	*Visual NONE	▲ MODER	▲ MODER	NONE
Sand/Dirt	scalar	*Visual NONE	NONE	NONE	NONE
Appearance	scalar	*Visual NORML	NORML	NORML	NORML
Odor	scalar	*Visual NORML	NORML	NORML	NORML
Emulsified Water	scalar	*Visual >.1	NEG	NEG	NEG
Free Water	scalar	*Visual	NEG	NEG	NEG

OIL ANALYSIS REPORT

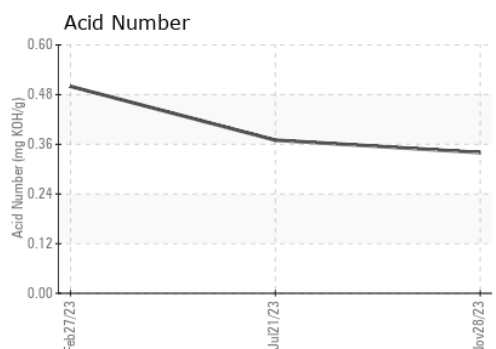
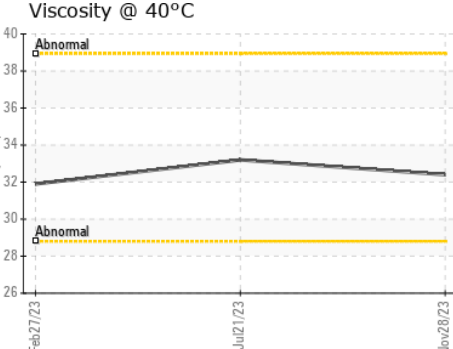
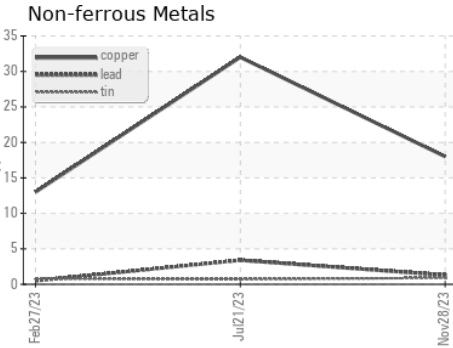
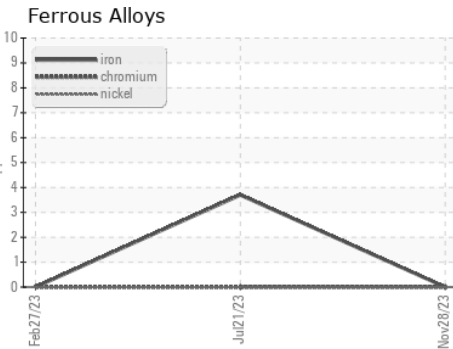


FLUID PROPERTIES		method	limit/base	current	history1	history2
Visc @ 40°C	cSt	ASTM D445		32.4	33.2	31.9

SAMPLE IMAGES		method	limit/base	current	history1	history2
---------------	--	--------	------------	---------	----------	----------



GRAPHS



Laboratory : WearCheck USA - 501 Madison Ave., Cary, NC 27513
Sample No. : RP0036178
Lab Number : 06026579
Unique Number : 10776370
Test Package : IND 2

ENERGY TRANSFER - MAYERSVILLE STATION
 21123 HWY 1
 ROLLING FORK, MS
 US 39159
 Contact: Craig Morgan
 craig.morgan@energytransfer.com
 T: 1(662)816-8346
 F: (833)944-0464

To discuss this sample report, contact Customer Service at 1-800-237-1369.
 * - Denotes test methods that are outside of the ISO 17025 scope of accreditation.
 Statements of conformity to specifications are based on the simple acceptance decision rule (JCGM 106:2012)