
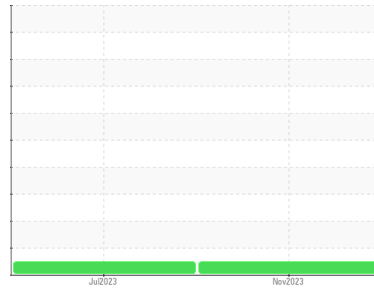




OIL ANALYSIS REPORT

Sample Rating Trend



Machine Id
HEB_MLU1
Component
Lube System
Fluid
NOT GIVEN (--- GAL)

DIAGNOSIS

Recommendation
Resample at the next service interval to monitor.

Wear
All component wear rates are normal.

Contamination
The water content is negligible. There is no indication of any contamination in the oil.

Fluid Condition
The AN level is acceptable for this fluid. The condition of the oil is suitable for further service.

SAMPLE INFORMATION		method	limit/base	current	history1	history2
Sample Number	Client Info			RP0033138	RP0032971	---
Sample Date	Client Info			16 Nov 2023	21 Jul 2023	---
Machine Age	hrs	Client Info		0	0	---
Oil Age	hrs	Client Info		0	0	---
Oil Changed	Client Info			N/A	N/A	---
Sample Status				NORMAL	NORMAL	---

WEAR METALS		method	limit/base	current	history1	history2
Iron	ppm	ASTM D5185m	>20	0	<1	---
Chromium	ppm	ASTM D5185m	>20	0	0	---
Nickel	ppm	ASTM D5185m	>20	0	0	---
Titanium	ppm	ASTM D5185m		0	0	---
Silver	ppm	ASTM D5185m		0	0	---
Aluminum	ppm	ASTM D5185m	>20	0	0	---
Lead	ppm	ASTM D5185m	>20	0	<1	---
Copper	ppm	ASTM D5185m	>20	2	1	---
Tin	ppm	ASTM D5185m	>20	<1	2	---
Vanadium	ppm	ASTM D5185m		<1	0	---
Cadmium	ppm	ASTM D5185m		0	0	---

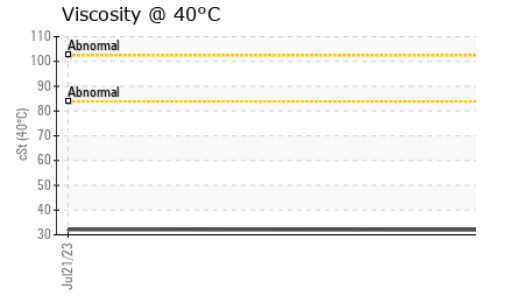
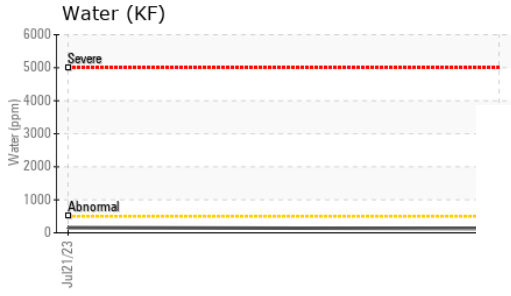
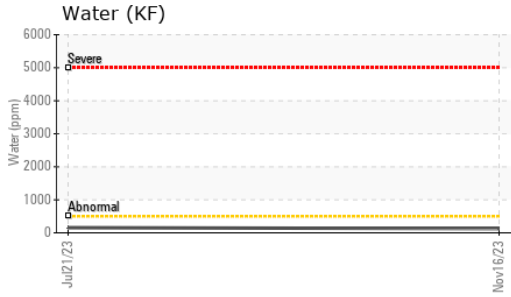
ADDITIVES		method	limit/base	current	history1	history2
Boron	ppm	ASTM D5185m		0	0	---
Barium	ppm	ASTM D5185m		<1	0	---
Molybdenum	ppm	ASTM D5185m		0	0	---
Manganese	ppm	ASTM D5185m		0	0	---
Magnesium	ppm	ASTM D5185m		72	73	---
Calcium	ppm	ASTM D5185m		9	6	---
Phosphorus	ppm	ASTM D5185m		8	7	---
Zinc	ppm	ASTM D5185m		19	16	---

CONTAMINANTS		method	limit/base	current	history1	history2
Silicon	ppm	ASTM D5185m	>15	2	2	---
Sodium	ppm	ASTM D5185m		3	0	---
Potassium	ppm	ASTM D5185m	>20	0	1	---
Water	%	ASTM D6304	>0.05	0.012	0.015	---
ppm Water	ppm	ASTM D6304	>500	127	156.5	---

FLUID DEGRADATION		method	limit/base	current	history1	history2
Acid Number (AN)	mg KOH/g	ASTM D8045		0.29	0.31	---

VISUAL		method	limit/base	current	history1	history2
White Metal	scalar	*Visual	NONE	NONE	NONE	---
Yellow Metal	scalar	*Visual	NONE	NONE	NONE	---
Precipitate	scalar	*Visual	NONE	NONE	NONE	---
Silt	scalar	*Visual	NONE	NONE	NONE	---
Debris	scalar	*Visual	NONE	NONE	NONE	---
Sand/Dirt	scalar	*Visual	NONE	NONE	NONE	---
Appearance	scalar	*Visual	NORML	NORML	NORML	---
Odor	scalar	*Visual	NORML	NORML	NORML	---
Emulsified Water	scalar	*Visual	>0.05	NEG	NEG	---
Free Water	scalar	*Visual		NEG	---	---

OIL ANALYSIS REPORT



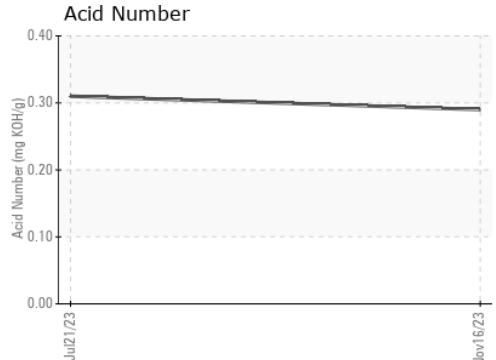
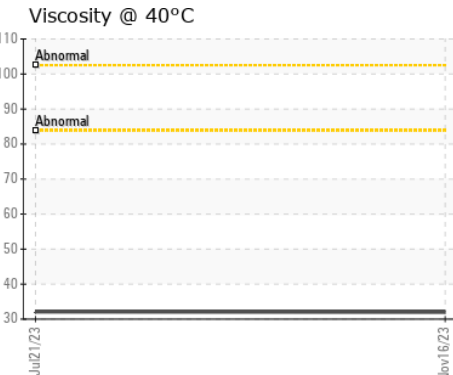
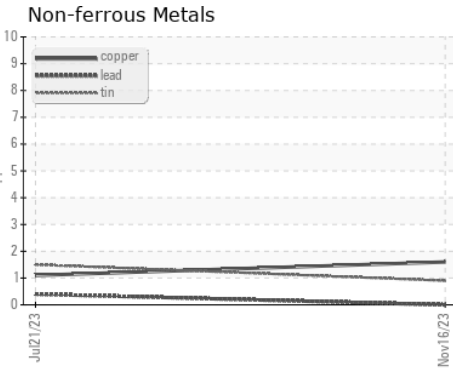
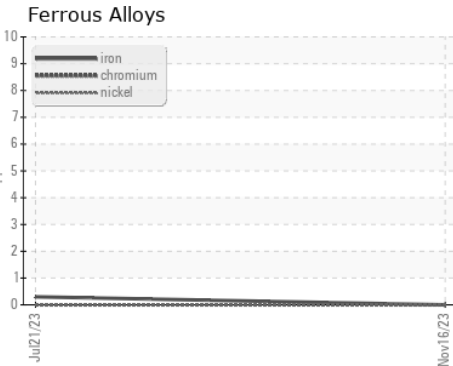
FLUID PROPERTIES		method	limit/base	current	history1	history2
------------------	--	--------	------------	---------	----------	----------

Visc @ 40°C	cSt	ASTM D445		32.0	32.1	---
-------------	-----	-----------	--	-------------	------	-----

SAMPLE IMAGES		method	limit/base	current	history1	history2
---------------	--	--------	------------	---------	----------	----------

Color			no image			
Bottom			no image			

GRAPHS



Certificate L2367

Laboratory : WearCheck USA - 501 Madison Ave., Cary, NC 27513
Sample No. : RP0033138 **Received** : 06 Dec 2023
Lab Number : **06026612** **Diagnosed** : 08 Dec 2023
Unique Number : 10776403 **Diagnostician** : Jonathan Hester
Test Package : IND 2

ENERGY TRANSFER - HEBRON

HEBRON, KY
 US 41048
 Contact: Service Manager

To discuss this sample report, contact Customer Service at 1-800-237-1369.

* - Denotes test methods that are outside of the ISO 17025 scope of accreditation.

Statements of conformity to specifications are based on the simple acceptance decision rule (JCGM 106:2012)

T:
 F: